



PROJECT NAME:
University of Michigan
Health Services Center

SITE LOCATION:
University Health Services Building
207 Fletcher Street, Ann Arbor MI 48109

DESIGNER:
Isis Ramsey

FIRM NAME:
Isis Ramsey Interiors



ISSUE:
04.14.25

TABLE OF CONTENTS

1	Table of Contents
2 - 4	Case Study Research
5	Concept Statement
6 - 8	Inspiration
9	Project Goals
10	Program Summary
11	Design Considerations
12 - 14	Site Photos
15	Site Observations
16	Client Interview Questions
17	Client Interview Summary
18 - 19	Research Summary
20 - 22	Floors 1 - 3 Blocking Diagram
23 - 25	Floors 1-3 Floor Plans
26 - 28	Floors 1-3 Furniture Plans
29 - 31	Floors 1-3 Reflected Ceiling Plans
32 - 34	Floors 1-3 Finish Plans
35 - 36	Material Schedules
37	Room Schedules
38, 41, 42, 44, 49, 52	Enlarged Plans
39, 40, 43, 45-48, 50, 51, 53	Rendered Drawings

University of Nevada, Las Vegas
Student Health Center



UNLV PROCEDURE RM



UNLV PHARMACY

FIRM: Isis Ramsey Interiors
PROJECT NAME: University of Michigan Health Services Center


This on campus Student Health Center, incorporates a number of services for students and patients. There are three levels to separate the spaces.

Main Level: Reception, waiting areas, licensed pharmacy, health education classroom, and medical records storage.

Second Level: Fitness lab, therapy/biofeedback space, licensed lab, exam rooms with nurse station, conference room, break room, and staff offices.

Third Level: Counseling suite for private and group therapy.

The two images were chosen for their of neutral, tidy, and organized look, complemented by strategic pops of color to maintain visual interest. The pharmacy image is particularly compelling. Traditionally, pharmacies are envisioned as large, independent establishments. However, this particular pharmacy aligns more closely with the format of a retail store. It is compact, secure, and easily accessible, making it an ideal choice for students and patients in the surrounding area. Research supports the growing trend of smaller, localized pharmacies, which provide convenience and a personalized experience while maintaining security and efficiency within accessible environments

This design was completed by Hastings Chivetta Architects.

Missouri State University
Bill and Lucille Magers Family Health and Wellness Center



MO St. MAGERS WAITING RM



MO St. MAGERS EXAM RM

The Bill and Lucille Magers Family Health and Wellness Center serves as a comprehensive medical home for Missouri State University’s students, faculty, and staff. It offers clinical appointments, urgent care, treatment services, mental health support, a pharmacy, and wellness programs. Originally built in 1969 to serve 8,600 students, the facility now supports a growing university population of over 20,000. With patient rooms consistently operating at over 97% capacity, the building can no longer adequately meet the increasing demand for healthcare services.

Case Study Selection:
This example was chosen for its cohesive and innovative design. Expansive windows enhance the building’s aesthetic while maximizing natural daylight, improving energy efficiency, and reducing the university’s environmental footprint. The design effectively doubles the available space for healthcare and wellness services, improving patient comfort and privacy.

Designed as a comprehensive “one-stop shop” for health, wellness, and lifestyle management, the center prioritizes accessibility with open, inviting spaces that make health resources easily available to the entire campus community

This design was completed by Hastings Chivetta Architects.

FIRM: Isis Ramsey Interiors
PROJECT NAME: University of Michigan Health Services Center


Ohio State University
Wilce Student Health Center

FIRM: Isis Ramsey Interiors
PROJECT NAME: University of Michigan Health Services Center




OSU SCREENING AREA



OSU RECEPTION AREA


The existing building's closed, hermetic precast envelope failed to adequately engage or welcome its users. Research indicates that modern healthcare facilities benefit from design strategies that foster openness and accessibility, which is addressed by the Wilce Student Health Center's renovation.

- Key Design Enhancements:**
- Modernized clinical spaces
 - Integration of advanced technology
 - Improved patient flow and efficiency

A new care model was introduced to elevate the patient experience by keeping individuals in one location while bringing support staff directly to them. This approach ensures more personalized care, enhances privacy, and improves operational efficiency, meeting the demands of increased service volume.

Relocating the main entrance from the second level to the first created a centralized point of access, streamlining registration and optimizing patient flow throughout the facility. The innovative design was executed by Smith-Miller + Hawkinson

The existing building was designed by the Columbus based architectural firm, Freshwater and Harrison and sited on an extension of the University's legendary Central Oval, called the West Mall.



FIRM:
Isis Ramsey Interiors

PROJECT NAME:
University of Michigan
Health Services Center

IR
Interior Designs

The renovation of the University of Michigan Health Services (UMHS) Center will transform 35,000 square feet across three floors into a state-of-the-art facility that redefines campus health and counseling services. By integrating form and function, the project will create a welcoming and future-ready environment aligned with UMHS’s commitment to accessibility, diversity, and excellence. Key adjacencies—such as centrally located check-in areas adjacent to waiting rooms, proximity of the Medical and Quick Clinics, with convenient access to Radiology, Labs, and Pharmacy—will enhance functionality and streamline workflows. Privacy and quiet zones for Behavioral Health, along with easily accessible spaces for Physical Therapy, Sports Medicine, and Eye Care, will ensure a seamless and supportive experience for all users.


Aesthetics will emphasize calming, warm colors, natural materials, and abundant light to promote well-being, while high-quality, low-maintenance finishes will ensure durability. Sustainable practices, including energy-efficient lighting and antimicrobial materials, will align with long-term adaptability needs. This renovation embodies a public health-informed approach, fostering a vibrant, inclusive space where students can access integrated medical and mental health care, build meaningful connections, and thrive both academically and personally.



Arizona State University - The double-height, sunlit lobby, with its polished aggregate-concrete floor, centers on a concierge desk where students are greeted. The wraparound desk was finished with bear grass encased in backlit acrylic.



Arizona State University - The lobby design was strategic and intentionally sustainable using FSC certified natural wood interior



Loyola University Health Medical Center - Central to the corridor, where staff can monitor both patients and visitors.



University of NC Rex Healthcare Outpatient Cancer Center - Natural stone wall in the waiting area provided a seamless design style.

FIRM: Isis Ramsey Interiors
PROJECT NAME: University of Michigan Health Services Center


Visiting Quiet Area



Emergency Care Area



FIRM: Isis Ramsey Interiors	
PROJECT NAME: University of Michigan Health Services Center	
	

Jefferson Washington Township Hospital

Patient Care Room



University of Wisconsin Health - Glimpse into a patient care room.

Patient Care Room



Loyola University Health Medical Center - This private patient room is comfortable, organized, and designed to allow relatives to stay overnight with the patient.

FIRM: Isis Ramsey Interiors	
PROJECT NAME: University of Michigan Health Services Center	
	

Reception Waiting



University of Wisconsin Health - Waiting area has wood paneling with an illuminated art installation featuring a living organ donors wall.

Waiting Area



University of NC Rex Healthcare Outpatient Cancer Center - West wing waiting area provides efficient daylighting along with this beautiful art wall.

PROJECT GOALS

FIRM:
Isis Ramsey Interiors

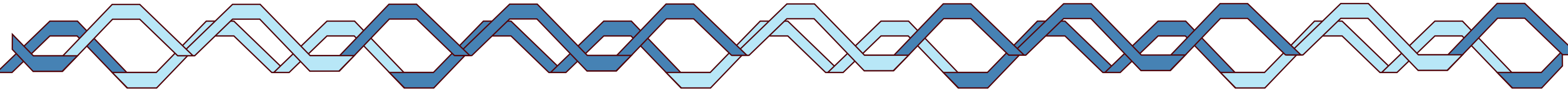
PROJECT NAME:
University of Michigan
Health Services Center



Aesthetics: Foster a welcoming and calming atmosphere that promotes overall well-being.

Functionality: Design efficient layouts that optimize medical operations and facilitate smooth patient and staff movement.

Sustainability: Incorporate eco-friendly, durable materials and integrate energy-efficient systems.



Flexibility: Ensure the space can accommodate a range of health services and allow for future adaptability.

Accessibility: Comply with ADA standards to ensure inclusivity for all individuals.

PROGRAM SUMMARY

The University of Michigan Health System (UMHS) has enlisted this design firm to renovate three floors of their campus building to better support their evolving healthcare needs. The renovation aims to enhance functionality, aesthetics, and durability, while ensuring the space aligns with the University’s goals of accessibility and diversity.

PROJECT SCOPE:

- Building Size: 65,000 square feet
- Renovation Area: 35,000 square feet (Floors 1-3) (Each floor is 13,000 sq. ft.)
- Excluded Areas: Basement and fourth floor, to remain for future renovation

FIRM:
Isis Ramsey Interiors

PROJECT NAME:
University of Michigan
Health Services Center



FLOOR ONE

- I. Medical Clinic (4,800 sq. ft.)
- II. Treatment Center (2,000 sq. ft.)
- III. Quick Clinic (1,800 sq. ft.)
- IV. Medical Clinic and Quick Clinic Check-in/out (1,300 sq. ft.)
- V. Pharmacy (1,500 sq. ft.)
- VI. 2 Bathrooms (individual)

FLOOR TWO

- I. Administrative Suite, Healthcare Analyst, and Patient Relations (2,300 sq. ft.)
- II. Physical Therapy(6,500 sq. ft.)
- III. Nutrition (110 sq. ft.)
- IV. Sports Medicine (1,000 sq. ft.)
- V. Radiology (2,200 sq. ft.)
- VI. Labs (2,500 sq. ft.)
- VII. 2 Bathrooms (individual)

FLOOR THREE

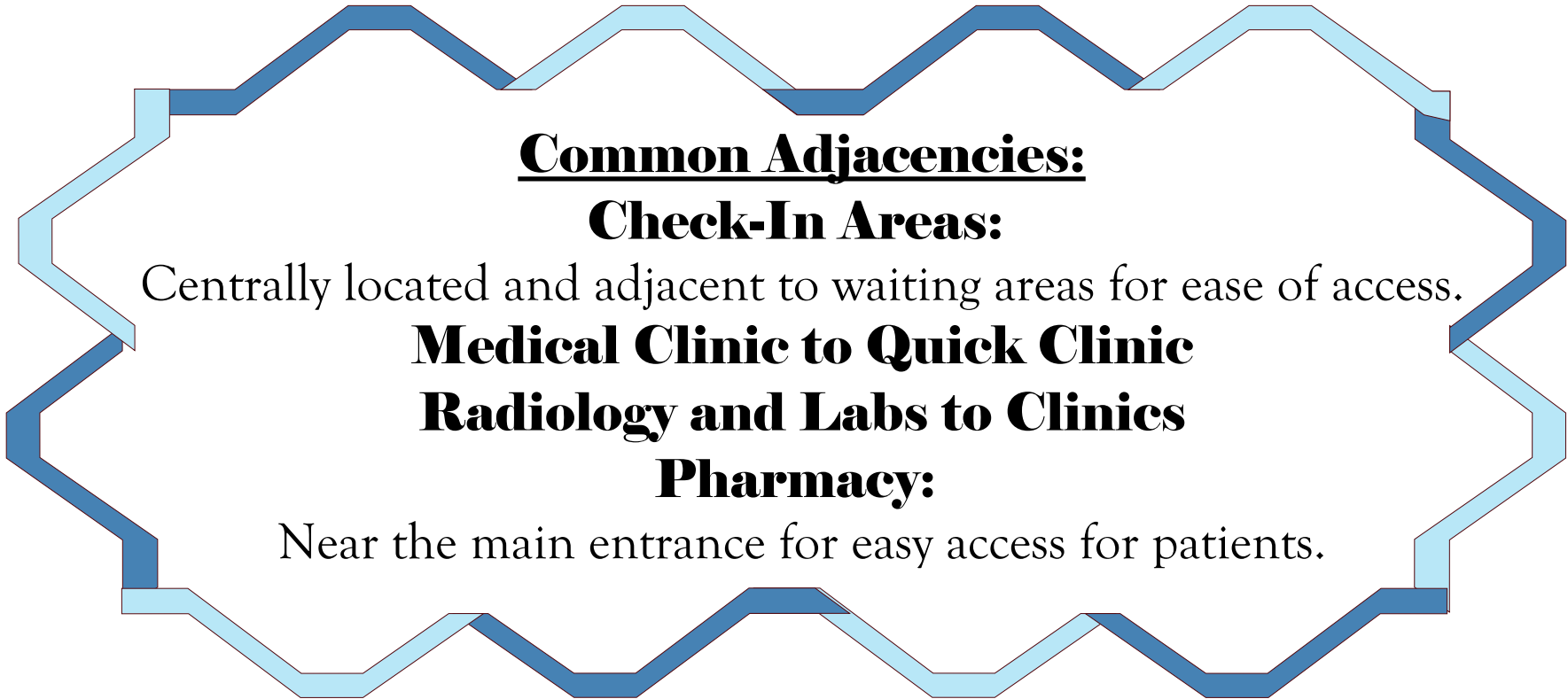
- I. Allergy, Immunizations, and Travel (1,100 sq. ft.)
- II. Behavioral Health and Social Work (1,100 sq. ft.)
- III. Allergy, Immunizations, and Travel, Behavioral Health and Social Work Check-in/ out (650 sq. ft.)
- IV. Gynecology and Sexual Health and Dermatology (4,600 sq. ft.)
- V. Eye Care and Optical shop (1,500 sq. ft.)
- VI. Doctor's Offices (1,800 sq. ft.)

FIRM:
Isis Ramsey Interiors

PROJECT NAME:
University of Michigan
Health Services Center



With the project goals in mind the Design Considerations include:



Sustainability Goals:

- I. Low-VOC paints and finishes
- II. Energy-efficient systems
- III. Recycled or FSC-certified materials
- IV. Water-efficient fixtures
- V. Durability and Maintenance
- VI. High-durability surfaces
- VII. Easy-to-clean materials
- VIII. Protective wall coverings

Materials and Finishes:

Flooring:

Clinical Areas | Antimicrobial
High- Traffic Zones | Vinyl Plank or Terrazzo
Acoustics in Administrative & Behavioral Health Areas | Carpet Tiles

Walls:

Antimicrobial paint, calming accent colors (greens, blues).

Ceilings:

Acoustical tiles for noise reduction in waiting areas.

Furniture:

Durable, easy-to-clean materials with ergonomic designs for comfort and functionality.

SITE PHOTOS

FIRM:

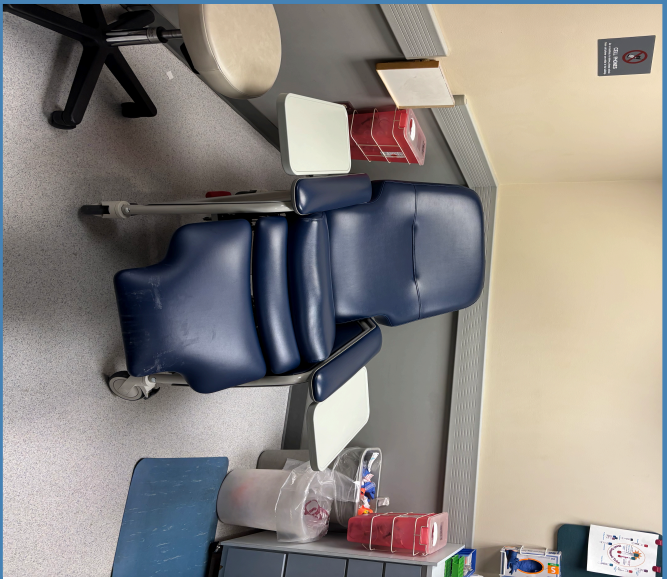
Isis Ramsey Interiors

PROJECT NAME:

University of Michigan
Health Services Center

IR

Interior Designs



L. 1st Floor Exam Rm
M. 1st Floor Exam Rm
R. 2nd Floor Exam Rm
These photos we significant because staff expressed a need for larger exam rooms including furniture and equipment

SITE PHOTOS



FIRM:

Isis Ramsey Interiors

PROJECT NAME:

University of Michigan
Health Services Center

Interior Designs



L. 1st Floor Treatment Center
Cabinets/Storage
M. 1st Floor Clinic Storage Closet
R. 1st Floor Exam Rm
Cabinets/Storage
All of these photos are being used
as storage examples. Staff liked the
bins in the middle storage photo,
but would like WAY more storage.

SITE PHOTOS




FIRM:

Isis Ramsey Interiors

PROJECT NAME:

University of Michigan
Health Services Center

Interior Designs



L. 2nd Floor Lab Reception/ Waiting Rm
M. 2nd Floor PT Exam Table
R. 2nd Floor Corridor Between PT & Spots Medicine
These photos are of the 2nd floor. Adjacency between PT & Sports Medicine is primary

FIRM:
Isis Ramsey Interiors

PROJECT NAME:
University of Michigan
Health Services Center



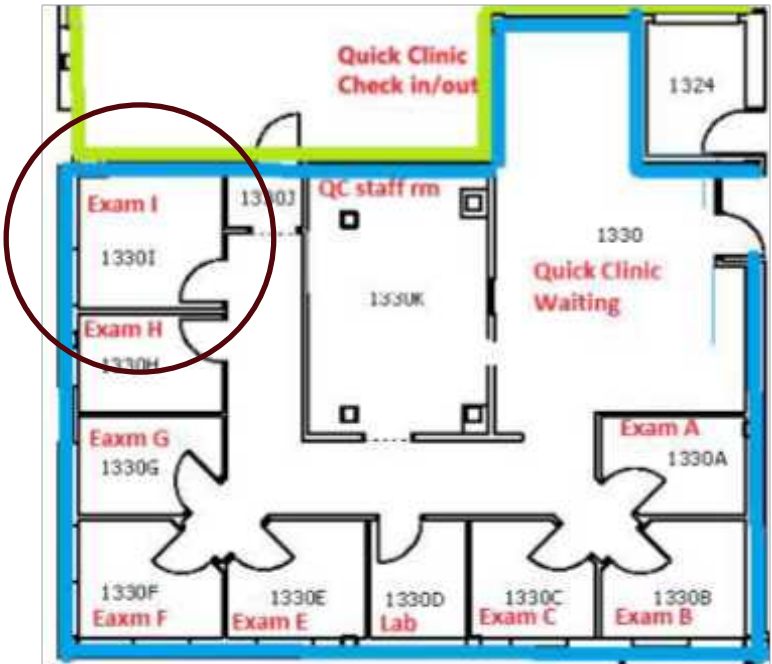
Observations

- Bathroom in Radiology isn't ADA compliant
- In clinics and exam rooms, everything has a label
- Noticed # of access, return/supply boxes in Treatment Center area
- Countertop in Lab on 2nd Floor can't handle the harsh chemicals (bleach) that they use
- There were some spaces that were too small for them to do anything really with the spaces
- Waiting rooms & exam rooms are very close together

Elements to Change


- Combine Sports Medicine & Physical Therapy
- Separate Behavioral Wing on 3rd floor from Allergy/Imms etc
- Add an emergency/ contagious area close to an entrance, ideally away from main entrance
- Add an area for wheelchair storage by main entrance
- In Radiology, move check in desk to entrance
- Ideally make exam rooms the same size as Exam I on the first floor in the Quick Click


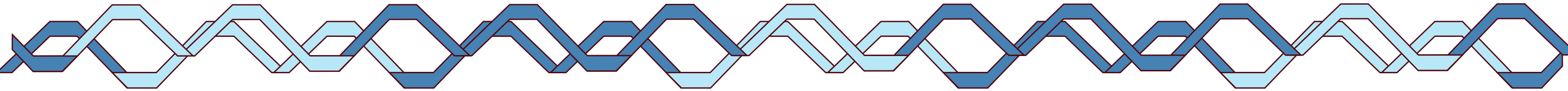
Ex.



Elements to Keep

- Signage throughout building
- Medical Clinic Check in/out location by main 1st floor entrance
- Bay Area in Treatment Center
- Pharmacy loction



- 
- I. What rooms and spaces should be grouped together?
 - II. Are there any spaces that can be combined?
 - III. Are there any acoustical recommendations for any rooms?
 - IV. Are there any storage recommendations or requests for any spaces?
 - V. What are the most well circulated areas aside from the waiting areas?
 - VI. Are there any spaces that need specific height requirements?
 - VII. Are there specific adjacencies between clinical and non-clinical spaces that should be prioritized?
 - VIII. Are there any types of finishes (antimicrobial, durable, easy to clean) required or recommended for flooring, ceilings, and walls?
 - IX. Is access to natural light in specific spaces, such as patient rooms or waiting areas, etc a priority?
 - X. What floor or areas would wayfinding be most beneficial?
- 

The design for the University Health Center should involve combining Sports Medicine and Physical Therapy into a more efficient layout while separating the Behavioral Health wing on the 3rd floor from Allergy/Immunizations to reduce traffic in sensitive areas. An emergency/contagious area should be added near an entrance, ideally separate from the main entrance, to help control infection spread. Wheelchair storage should be incorporated near the main entrance for convenience, and the check-in desk in Radiology should be relocated to the entrance to streamline patient flow. Exam rooms, particularly in Radiology, should be standardized in size to match the larger Exam I on the first floor. Key observations include the proximity of waiting rooms and exam rooms, which can create congestion, and some spaces being too small for efficient use. The lab countertop on the 2nd floor needs to be replaced with a more durable surface due to exposure to harsh chemicals like bleach, and the bathroom in Radiology should be ADA compliant. It's also essential to ensure that all clinics and exam rooms are properly labeled for accessibility, while addressing the numerous access, return, and supply boxes in the Treatment Center area. Throughout the building tour, staff consistently emphasized the need for more storage, privatized areas including exam rooms, and more personalized spaces for staff. Functionality, ADA compliance, clear signage, efficient storage solutions, and safety regarding chemical handling should be prioritized.

Topic: Color Psychology and Its Effects on Patient Stress Levels

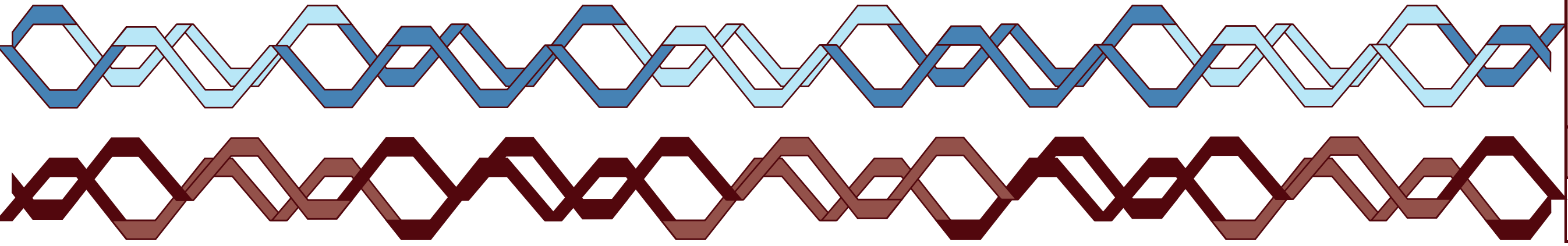
After conducting my own research and finding recitable sources on color psychology, I've condensed my findings

FIRM:
Isis Ramsey Interiors

PROJECT NAME:
University of Michigan
Health Services Center



Color psychology plays a crucial role in healthcare design, significantly influencing patient stress levels and overall well-being. Research indicates that different colors can evoke various emotional responses, with cool tones like blues and greens promoting calmness, while warm tones may evoke optimism or agitation. Stress and anxiety, which impact patient recovery, are closely tied to environmental factors, including color choices. The State-Trait Anxiety Inventory, a widely used tool, helps measure stress levels in medical settings. Studies suggest that color therapy, such as exposure to pink and blue hues, can slightly reduce stress, demonstrating its potential as a supportive intervention in healthcare environments. Additionally, cultural perceptions of color must be considered, as different societies associate colors with varying emotions and meanings.



FIRM:
Isis Ramsey Interiors

PROJECT NAME:
University of Michigan
Health Services Center



In healthcare design, incorporating color psychology alongside other environmental factors, such as natural lighting, biophilic elements, and appropriate furniture choices, can enhance patient comfort and recovery. Research suggests that well-designed spaces with soothing colors can reduce stress, shorten hospital stays, and lessen reliance on medication. Moreover, integrating artistic elements and textures can improve emotional expression and relaxation, particularly for patients with conditions like autism. Ultimately, a thoughtful approach to healthcare design, guided by evidence-based research, fosters healing environments. Ongoing collaboration between designers, healthcare professionals, and researchers will continue to refine strategies that optimize patient care through the strategic use of color and environmental design.

FLOOR 1 BLOCKING DIAGRAM

Department Color Codes

[Yellow Box]	Medical Center
[Light Blue Box]	Quick Clinic
[Pink Box]	Treatment Center
[Light Green Box]	Waiting Area
[Light Grey Box]	Pharmacy
[Orange Box]	Circulation

Sub Space Color Codes

[Dark Blue Box]	Exam Rooms	[Medium Blue Box]	MA Desks
[Red Box]	Lab	[Cyan Box]	PAR Closet
[Purple Box]	Storage	[Dark Green Box]	Secure Rooms
[Orange Box]	Nurses Office	[Grey Box]	MA Stations
[Pink Box]	Staff Rooms	[Light Orange Box]	Bathrooms

FIRM:
Isis Ramsey Interiors

PROJECT NAME:
University of Michigan
Health Services Center



1 Floor 1 Blocking Diagram
20 Scale: 1/16" = 1' - 0"

FLOOR 2 BLOCKING DIAGRAM

FIRM:
Isis Ramsey Interiors

PROJECT NAME:
University of Michigan
Health Services Center

Interior Designs

Department Color Codes

Administrative Suite Healthcare Analyst/
Patient Relations

Physical Therapy

Nutrition

Sports Medicine

Radiology

Lab

Sub Space Color Codes

Conference Room

Admin Offices

Analyst Office

Exercise Room

Bathrooms

Ultrasound Room

Blood Draw

Xray Exam Rooms

Xray View Room

Copy Room

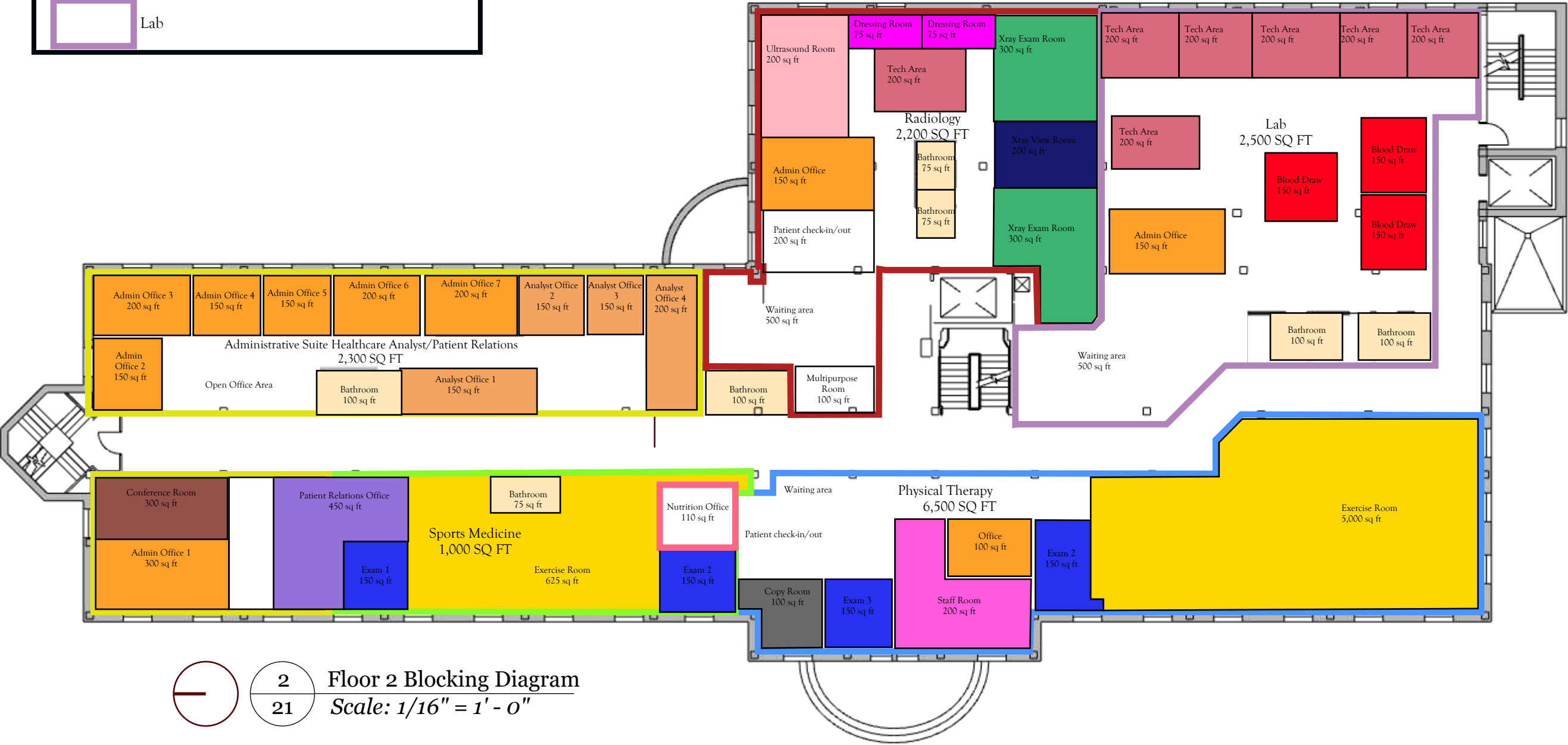
Staff Rooms

Patient Relations Office

Exam Rooms

Dressing Rooms

Tech Area



FLOOR 3 BLOCKING DIAGRAM

FIRM:

Isis Ramsey Interiors

PROJECT NAME:

University of Michigan Health Services Center

Interior Designs

Department Color Codes

Gynecology and Sexual Health and Dermatology

Doctors Offices

Allergy, Immunizations, and Travel

Behavioral Health and Allergy waiting area

Eye Care and Optical shop

Behavioral Health and Social Work

Sub Space Color Codes

Exam Rooms

Lab

Storage

Nurses Office

Staff Rooms

Fridge/freezer area

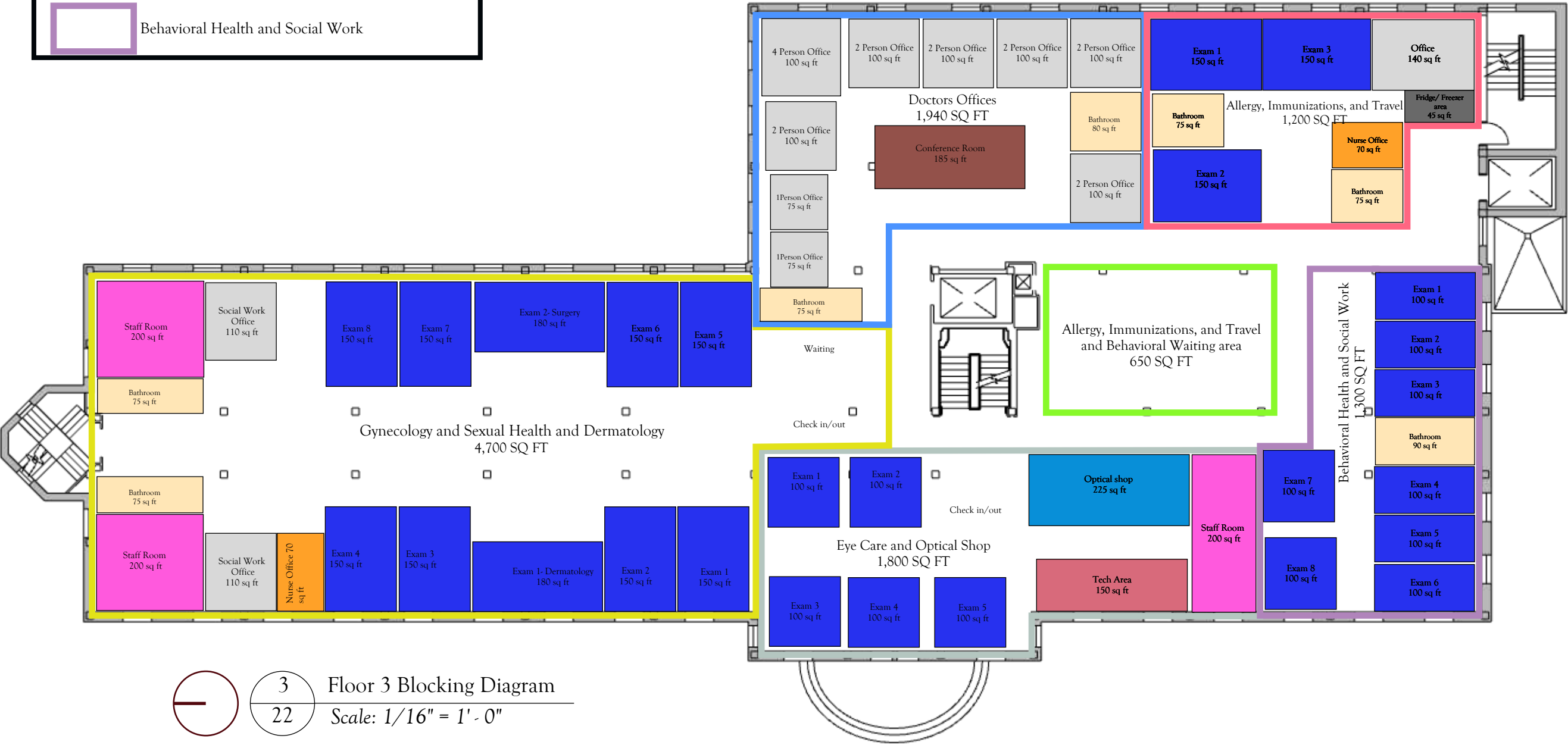
Doctors Offices

Optical shop

Tech Area

Conference Room

Bathrooms



3

22

Floor 3 Blocking Diagram

Scale: 1/16" = 1' - 0"

FLOOR 1 FLOOR PLAN

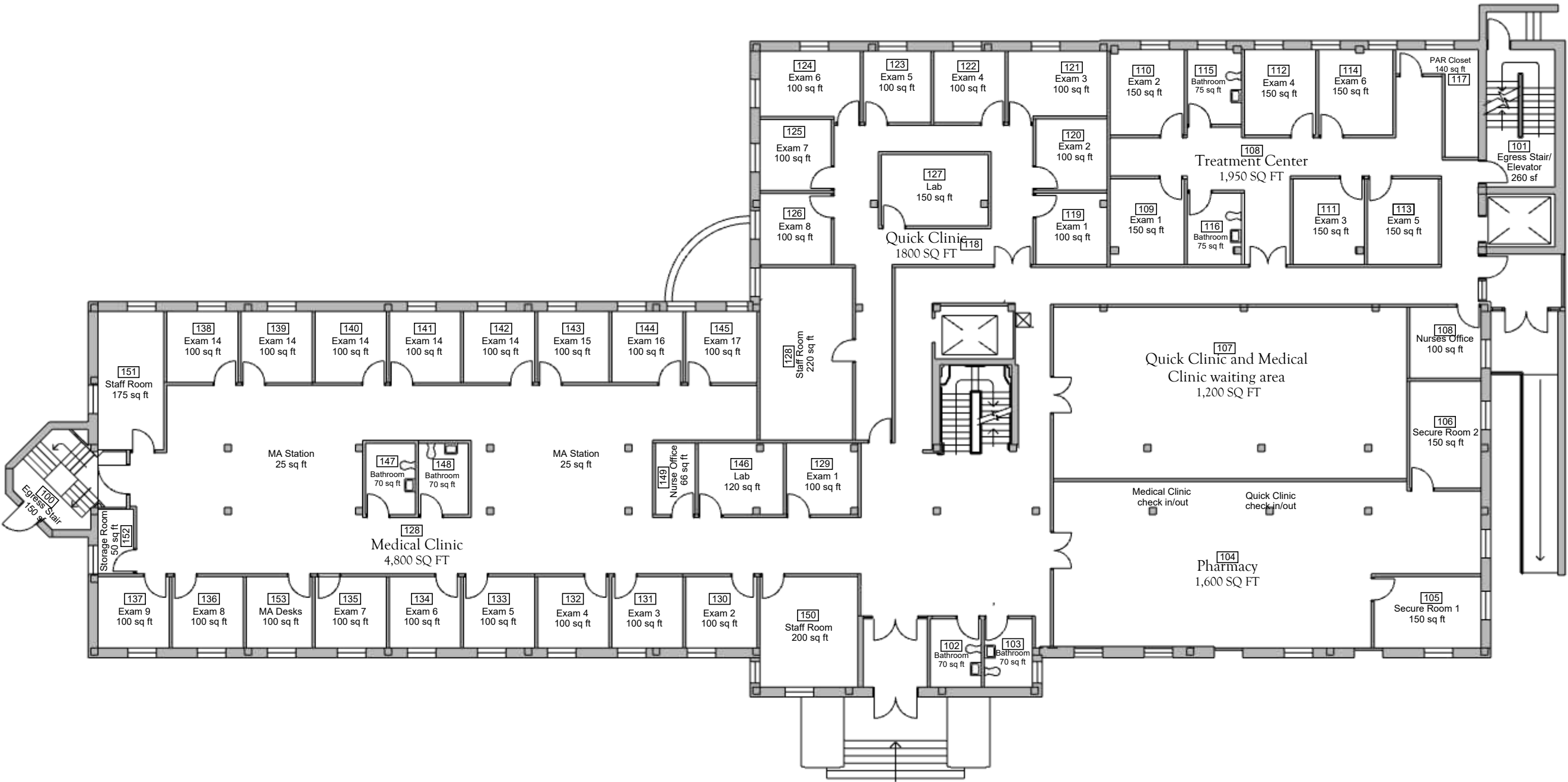
FIRM:

Isis Ramsey Interiors

PROJECT NAME:

University of Michigan
Health Services Center

Interior Designs



1
23

Floor 1 Floor Plan

Scale: 1/16" = 1' - 0"

FLOOR 2 FLOOR PLAN

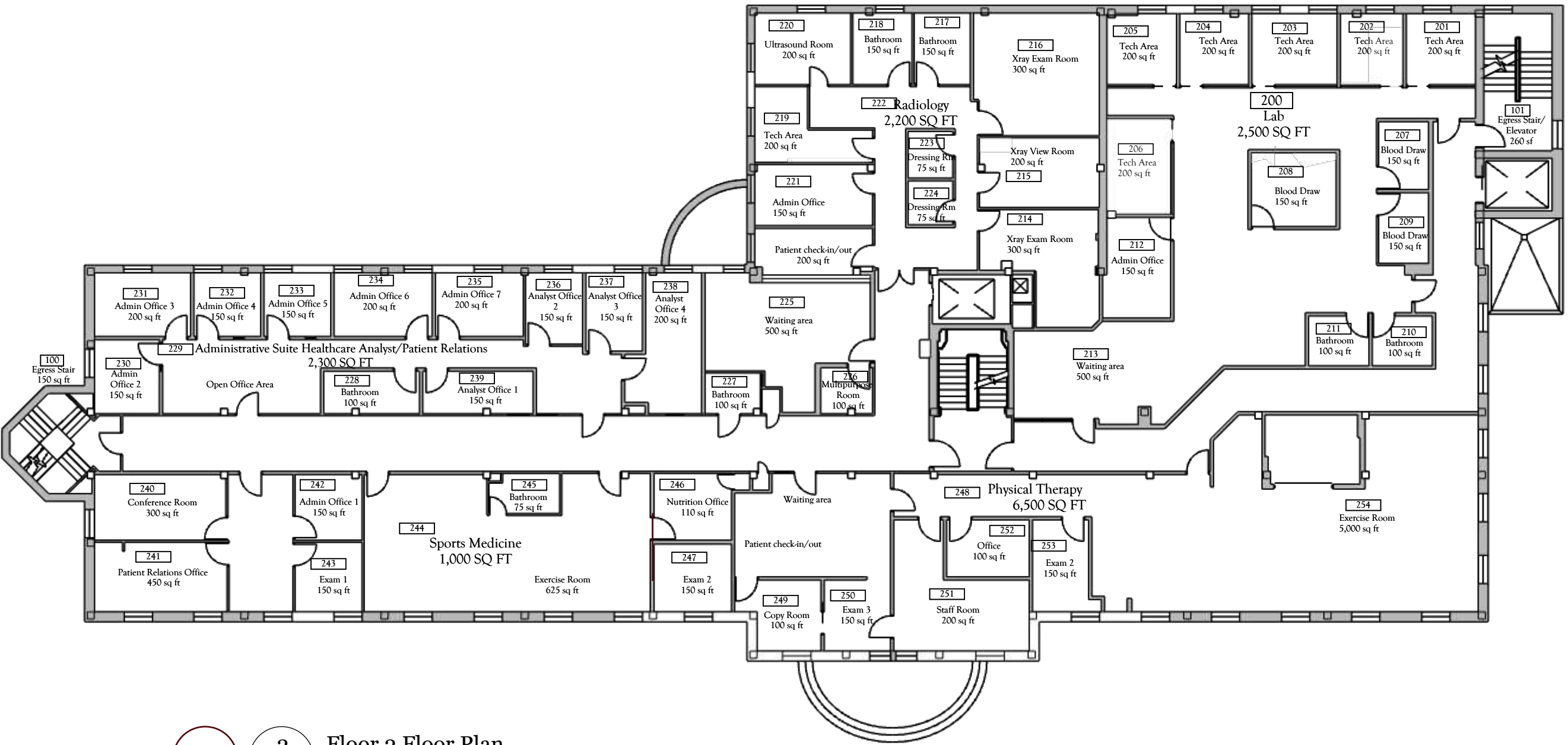
FIRM:

Isis Ramsey Interiors

PROJECT NAME:

University of Michigan
Health Services Center

Interior Designs



2

24

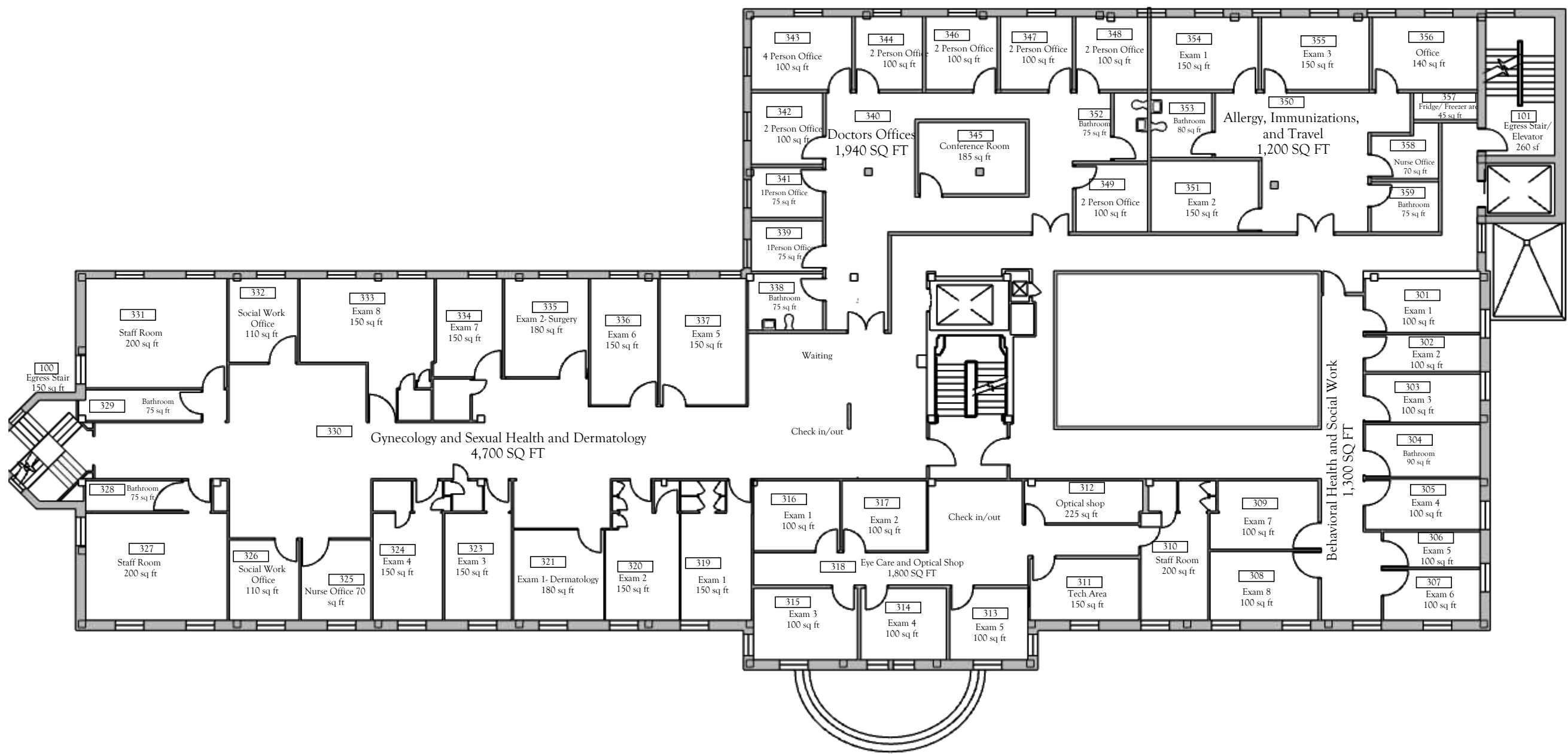
Floor 2 Floor Plan
Scale: 1/16" = 1' - 0"

FLOOR 3 FLOOR PLAN

FIRM:
Isis Ramsey Interiors

PROJECT NAME:
University of Michigan
Health Services Center

Interior Designs



3

25

Floor 3 Floor Plan
Scale: 1/16" = 1' - 0"

FLOOR 1 FURNITURE PLAN

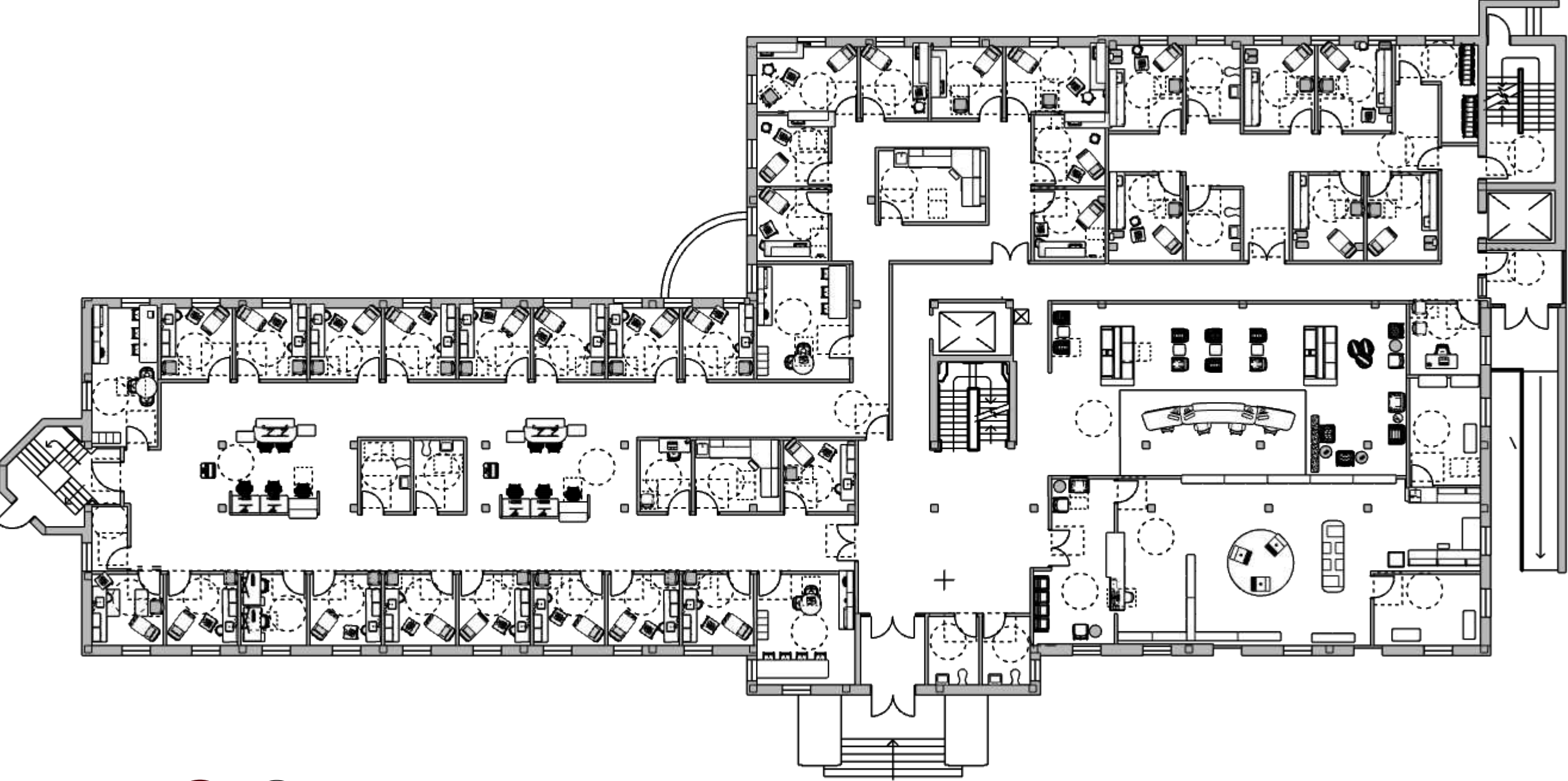
FIRM:

Isis Ramsey Interiors

PROJECT NAME:

University of Michigan
Health Services Center

Interior Designs



LEGEND

- Wheelchair Turn Radius
- Wheelchair Door Approach
- Wheelchair Spot at the Table

1

26

Floor 1 Furniture Plan

Scale: 1/16" = 1' - 0"

FLOOR 2 FURNITURE PLAN

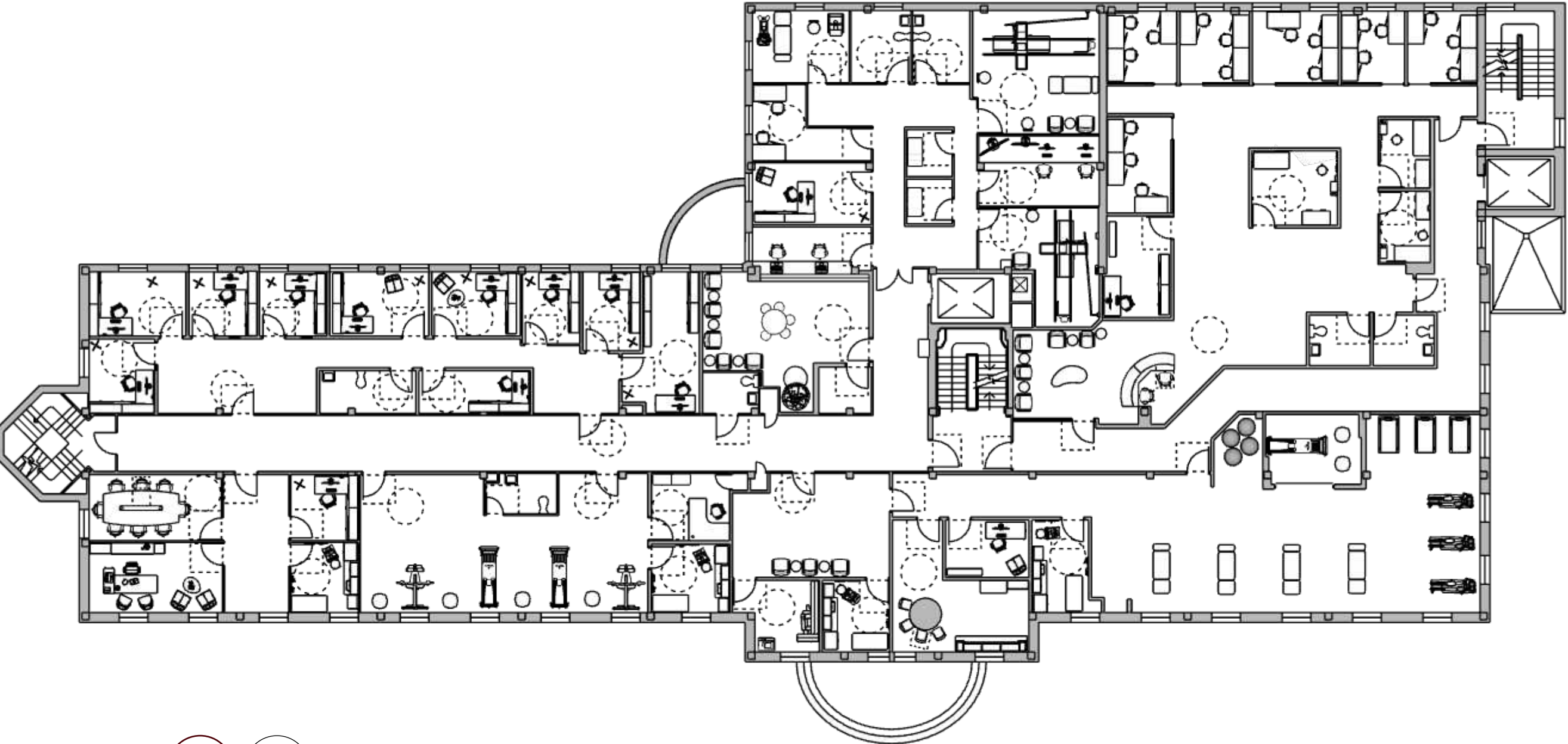
FIRM:

Isis Ramsey Interiors

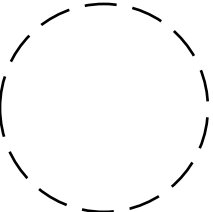
PROJECT NAME:


University of Michigan
Health Services Center

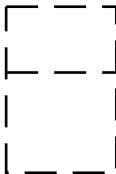
Interior Designs



LEGEND

- 

Wheelchair Turn Radius
- 

Wheelchair Door Approach
- 

Wheelchair Spot at the Table

2

27

Floor 2 Furniture Plan
Scale: 1/16" = 1' - 0"

FLOOR 3 FURNITURE PLAN

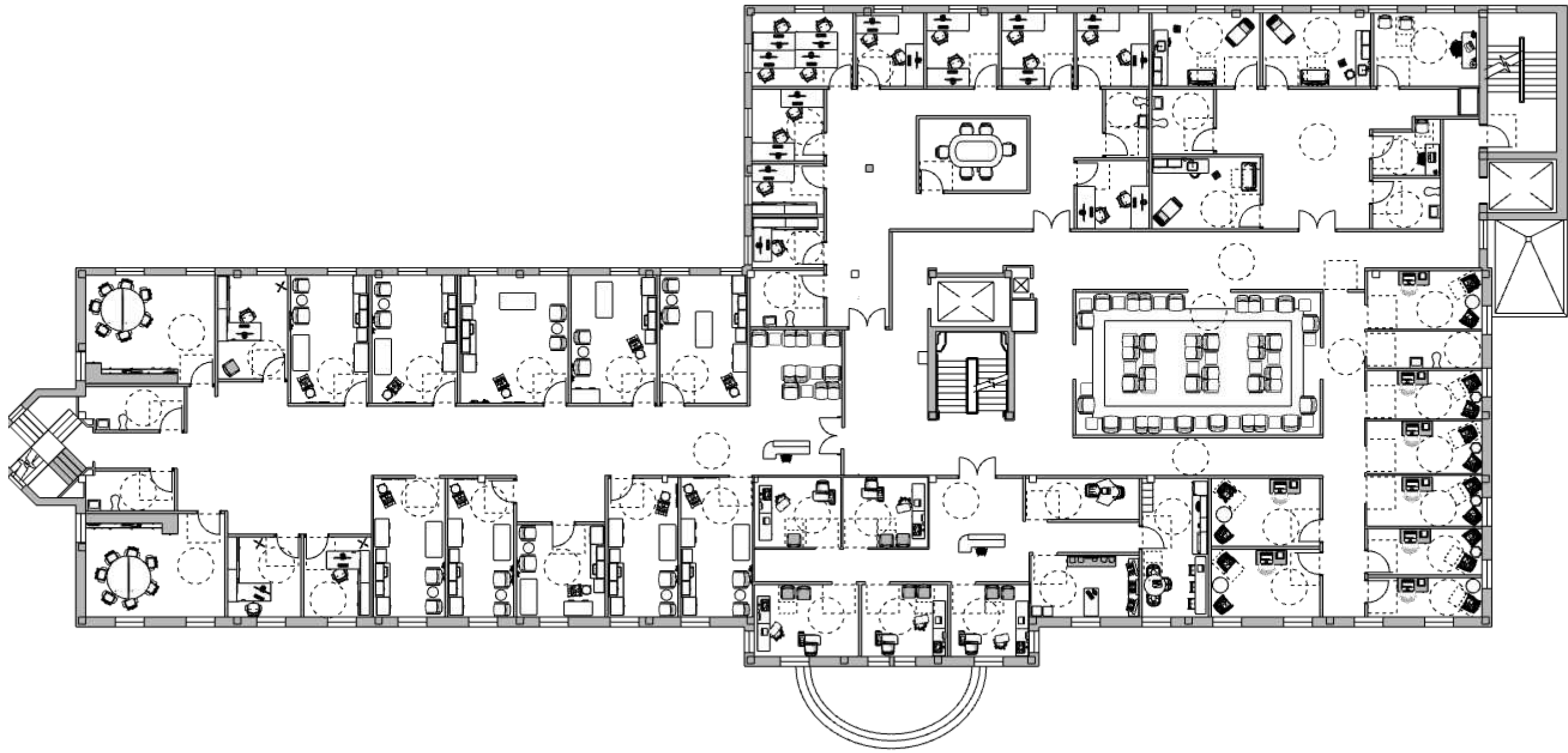
FIRM:

Isis Ramsey Interiors

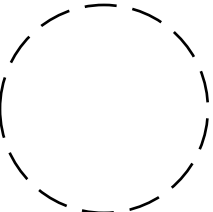
PROJECT NAME:


University of Michigan
Health Services Center

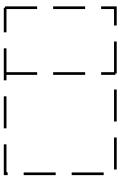
Interior Designs



LEGEND

- 

Wheelchair Turn Radius
- 

Wheelchair Door Approach
- 

Wheelchair Spot at the Table


3

28

Floor 3 Furniture Plan

Scale: 1/16" = 1' - 0"

FLOOR 1 REFLECTED CEILING PLAN

 Note: All ceiling heights are 9' unless specified otherwise

FIRM:

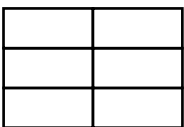
Isis Ramsey Interiors


PROJECT NAME:


University of Michigan
Health Services Center





LEGEND


- 


Acoustic Ceiling Tiles
- 


2"x4" Ceiling Troffer
- 

Access Panel
- 

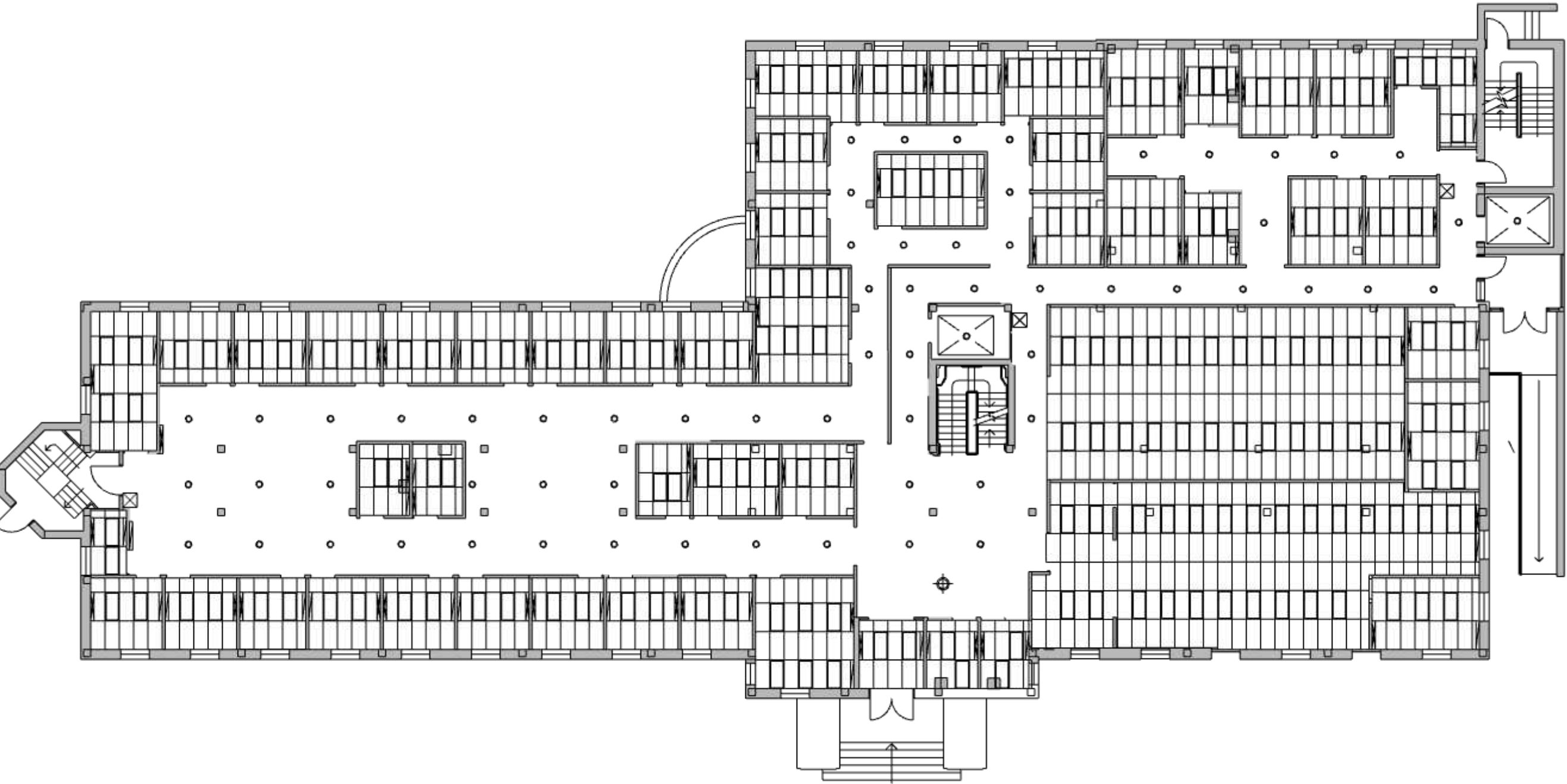
Supply Diffusers
- 

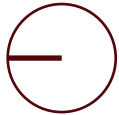
Return Diffusers
- 

Pendant Light
- 

6" Recessed Can Light
- 

Cove Lighting





1

29

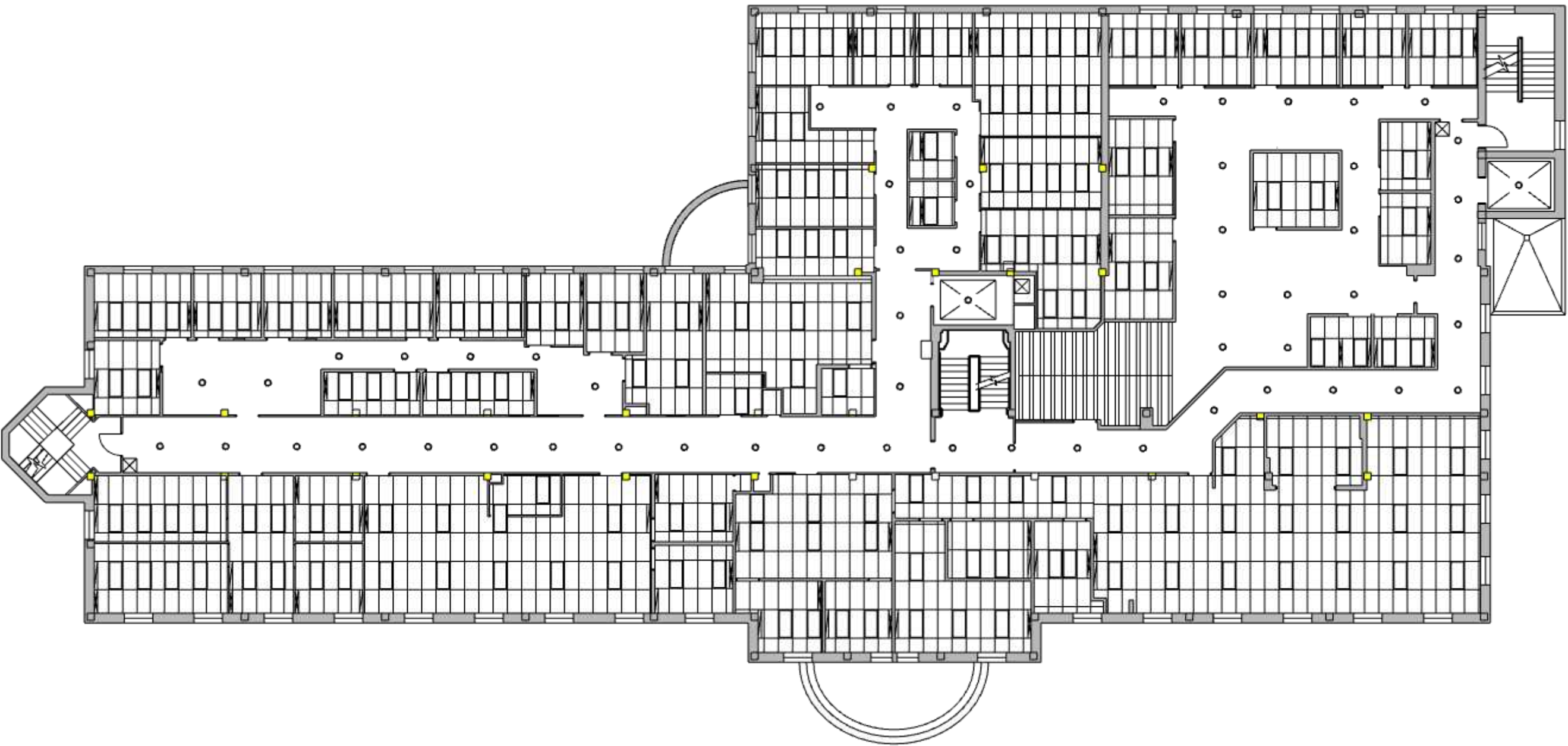
Floor 1 Reflected Ceiling Plan
Scale: 1/16" = 1' - 0"

FLOOR 2 REFLECTED CEILING PLAN

FIRM:
Isis Ramsey Interiors

PROJECT NAME:
University of Michigan
Health Services Center

Interior Designs



2

30

Floor 2 Reflected Ceiling Plan
Scale: 1/16" = 1' - 0"

LEGEND

- Acoustic Ceiling Tiles
- 2"x4" Ceiling Troffer
- Access Panel
- Supply Diffusers
- Return Diffusers
- 6" Recessed Can Light
- Wooden Panels

FLOOR 3 REFLECTED CEILING PLAN

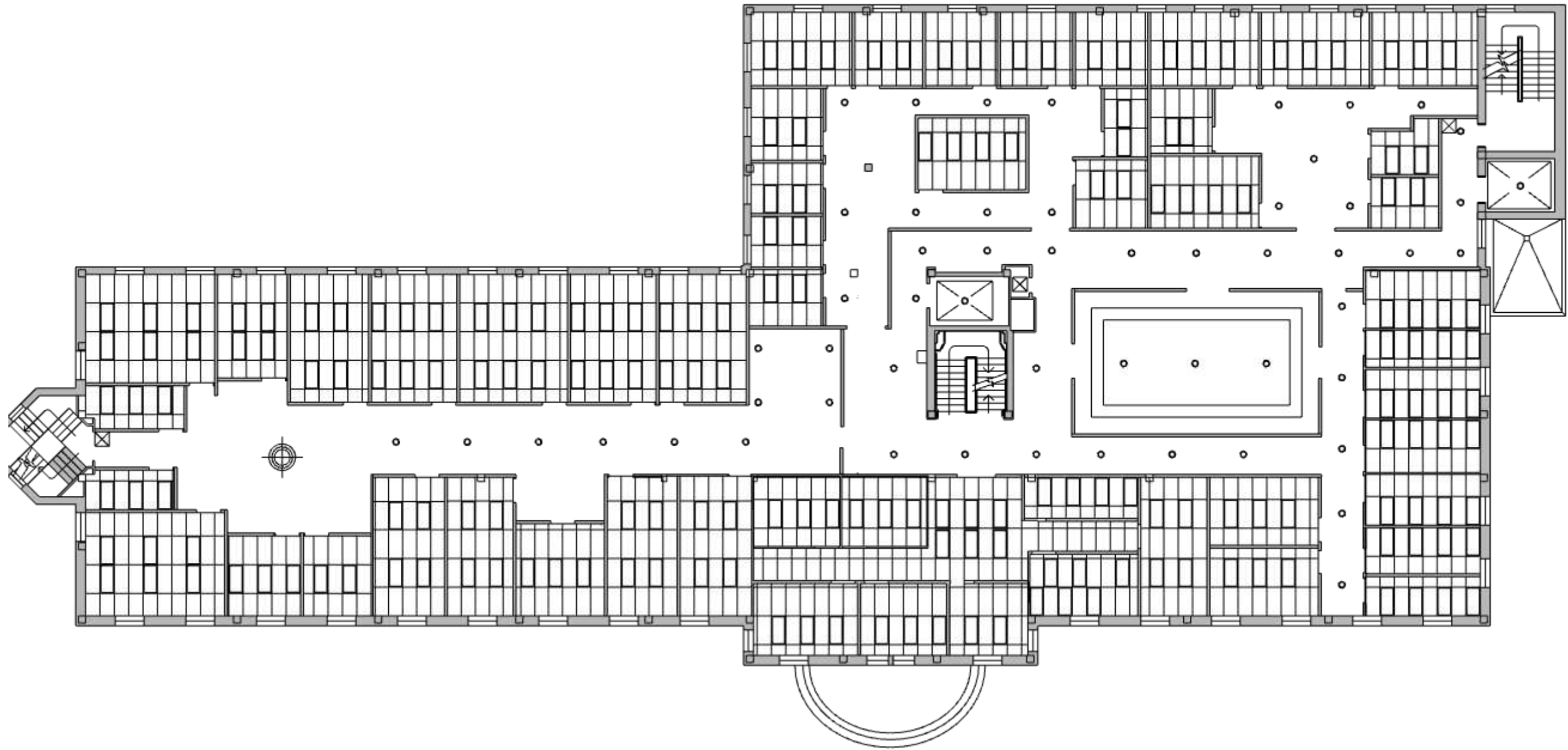
FIRM:

Isis Ramsey Interiors

PROJECT NAME:

University of Michigan
Health Services Center

Interior Designs



3

31

Floor 3 Reflected Ceiling Plan

Scale: 1/16" = 1' - 0"

LEGEND

Acoustic Ceiling Tiles

2"x4" Ceiling Troffer

Access Panel

Supply Diffusers

Return Diffusers

Chandelier

6" Recessed Can Light

Cove Lighting


FLOOR 1 FINISH PLAN

WALL MATERIALS




GL 1

3M Science
Applied to Life
Glass Stripe in
Arpa Crystal



P 1

Paint by Shwin-
Williams SW
7035 Aesthetic
White



T 1

Wall Til from
Zaijian Blue Lava



WP 1

MDC Interior
Solutions
Architectural
Link Panels
Tan | DMT1303



WC 1

Construction
Specialties
Wall Covering
Concord

FIRM:

Isis Ramsey Interiors

PROJECT NAME:


University of Michigan
Health Services Center

Interior Designs


LEGEND



CT 1
107124 Nickel/
Cobalt
Interface



CT 2
107133 Pearl
Interface



VT 1
plus basic 611004
montblanc
Forbo Flooring
Systems



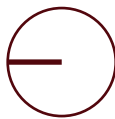
VT 2
935253 bleached
gold
Forbo Flooring
Systems



VT 3
174032 smoke
Forbo Flooring
Systems



CT
laguna terrazzo
Corian Solid
Surface




1
32

Floor 1 Finish Plan

Scale: 1/16" = 1' - 0"


FLOOR 2 FINISH PLAN

WALL MATERIALS




Paint by Shwin-Williams SW
7035 Aesthetic
White

P 1




Paint by Shwin-Williams SW
9582
White Sand

P 2



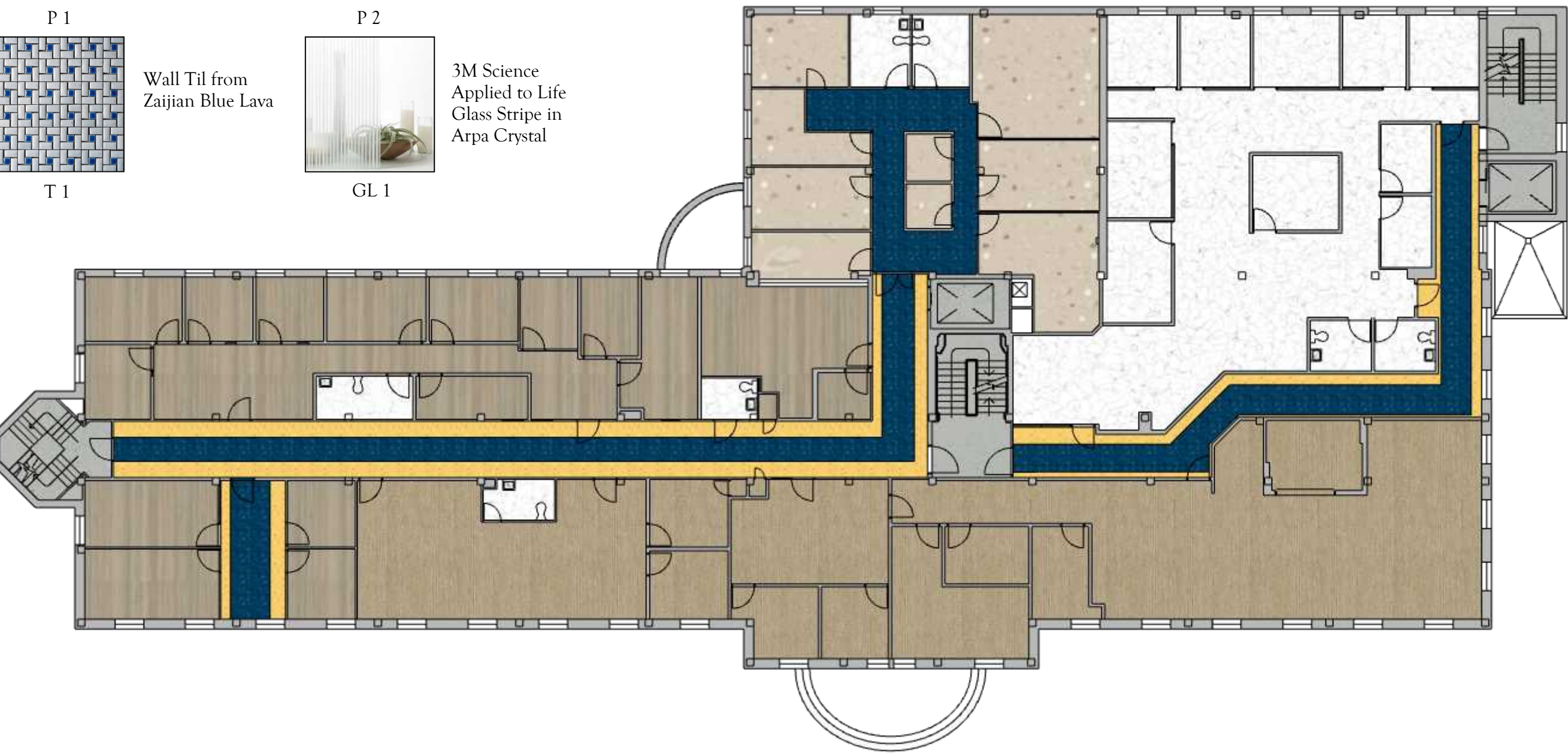
Wall Til from
Zaijian Blue Lava


T 1



3M Science
Applied to Life
Glass Stripe in
Arpa Crystal

GL 1





2

33

Floor 2 Finish Plan
Scale: 1/16" = 1' - 0"

FIRM:

Isis Ramsey Interiors

PROJECT NAME:

University of Michigan
Health Services Center

Interior Designs

LEGEND

- 

F 1
7052 Sledding
nora by
Interface
- 

F 2
5320 Sassafras
nora by
Interface
- 

F 3
5329 Bergamot
nora by
Interface
- 

F 4
118
Midsummer
Day
DMI Floors
- 

VT 1
plus basic 611004
montblanc
Forbo Flooring
Systems
- 

VT 2
935253 bleached
gold
Forbo Flooring
Systems
- 


VT 3
174032 smoke
Forbo Flooring
Systems
- 

VT 4
EC 250201
everest
Forbo Flooring
Systems
- 

CT
laguna terrazzo
Corian Solid
Surface

FLOOR 3 FINISH PLAN

WALL MATERIALS




T 1



WC

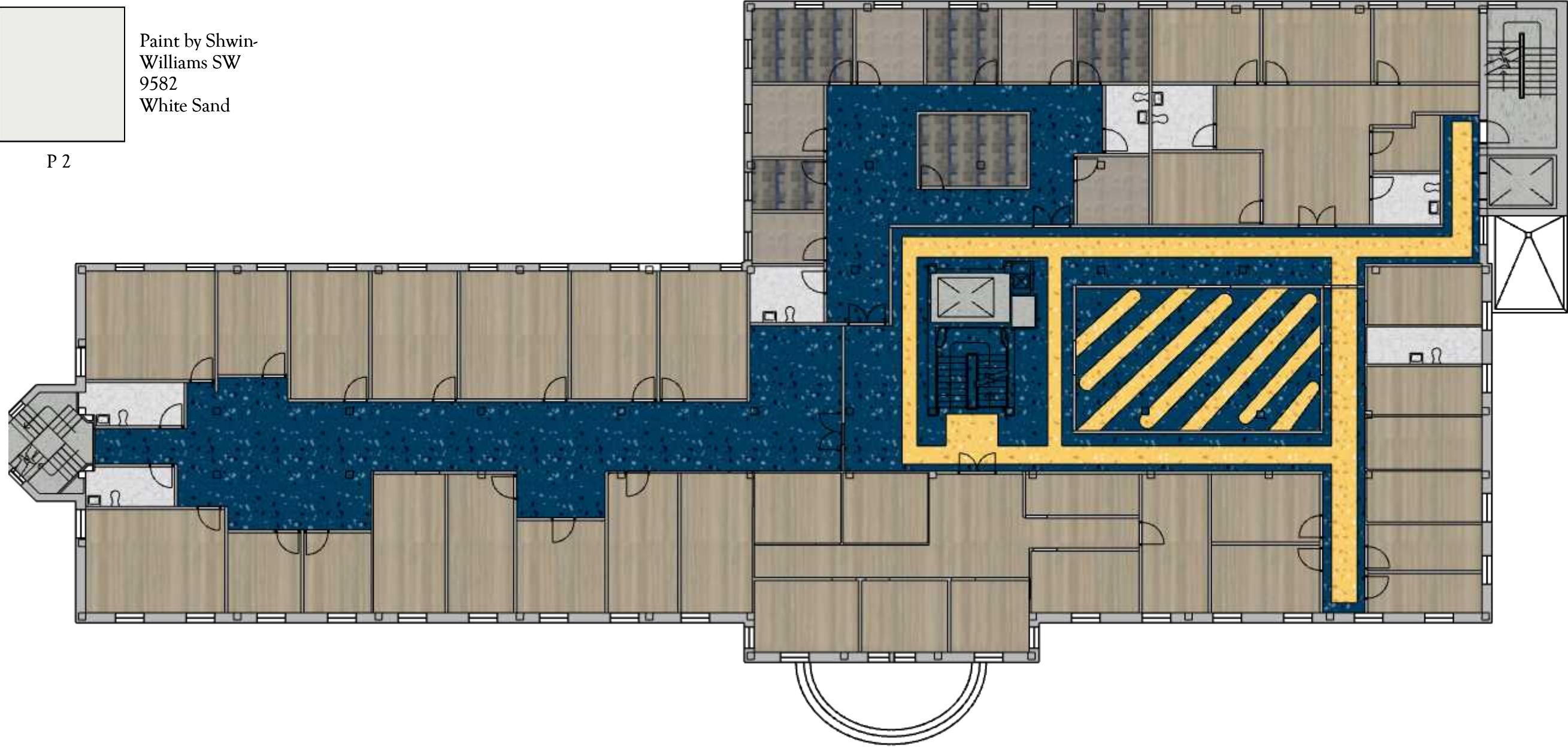
Wall Til from
Zaijian Blue Lava

Carnegie
Xorel Bloom
Emboss
Color 34



P 2

Paint by Shwin-
Williams SW
9582
White Sand



3
34

Floor 3 Finish Plan
Scale: 1/16" = 1' - 0"

FIRM:

Isis Ramsey Interiors

PROJECT NAME:


University of Michigan
Health Services Center

Interior Designs


LEGEND



CT 1
107124 Nickel/
Cobalt
Interface



CT 2
107133 Pearl
Interface




VT 1
plus basic 611004
montblanc
Forbo Flooring
Systems



VT 2
935253 bleached
gold
Forbo Flooring
Systems




VT 3
174032 smoke
Forbo Flooring
Systems



F 2
5320 Sassafras
nora by
Interference














F 3
5329 Bergamot
nora by
Interference



CT
laguna terrazzo
Corian Solid
Surface

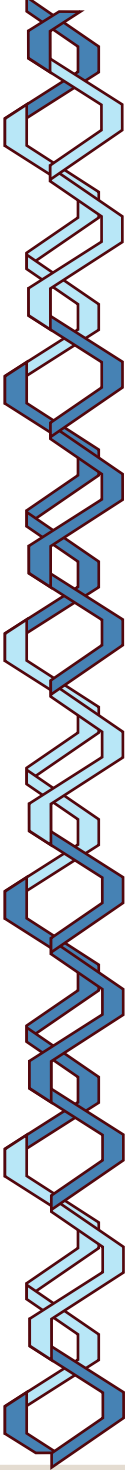
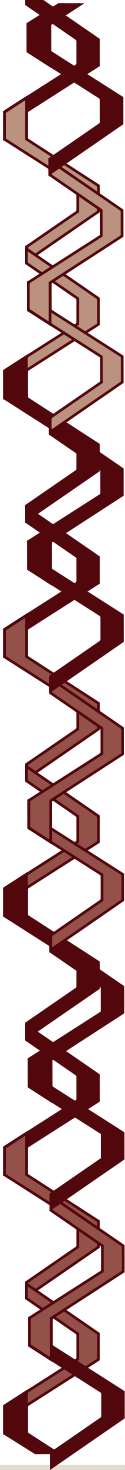
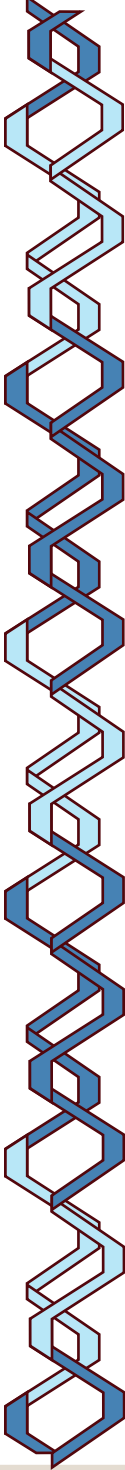
MATERIAL SCHEDULE

ROOM NO.	CODE	MANUFACTURER	PRODUCT NAME	COLOR	PRODUCT IMAGE
Lobby, 341, 343, 345, 346, 348	CPT 1	Interface	Open Air 404 Transition	107124 Nickel/Cobalt	
Lobby, 339, 342, 344, 347, 349	CPT 2	Interface	Open Air 404 Transition	107133 Pearl	
102, 103, 115, 116, 147, 148, 210, 211, 217, 218, 227, 228, 245, 302, 328, 329, 338, 352, 353, 359	VT 1	Forbo Flooring Systems	Colorex Plus Basic	plus basic 611004 montblanc	
103-114, 117-146, 149-152, 225, 226, 229-243, 301, 303-327, 331-337	VT 2	Forbo Flooring Systems	Marmoleum Cinch Loc Seal	935253 bleached gold	
100, 101	VT 3	Forbo Flooring Systems	Eternal Step SR11	174032 smoke	
200-209, 212, 213	VT 4	Forbo Flooring Systems	Colorex EC	EC 250201 everest	
214-216, 219-221, 223, 224	F 1	nora by Interface	Noraplan Environcare™ Acoustic	7052 Sledding	
Corridors, 222, 300, 330, 340	F 2	nora by Interface	norament® grano™	5320 Sassafras	
Corridors	F 3	nora by Interface	norament® grano™	5329 Bergamot	
244, 246-254, 302, 328, 329, 338, 352, 353, 359	F 4	DMI Floors	Woven Vinyl	118 Midsummer Day	
103-114, 117-146, 149-152, 225, 226, 229-243, 301, 303-327, 331-337	CT	Corian Solid Surface	Corian Solid Surface	laguna terrazzo	








FIRM:
Isis Ramsey Interiors

PROJECT NAME:
University of Michigan
Health Services Center





MATERIAL SCHEDULE

ROOM NO.	CODE	MANUFACTURER	PRODUCT NAME	COLOR	PRODUCT IMAGE
Lobby, Corridors, 100, 101, 108, 118, 128, 200, 222, 300, 330, 340, 350	C 1	N/A	Drywall	White	
102-152, 210, 211, 217, 218, 225-245, 246-254, 301, 302, 303-329, 331-338, 352, 353, 359	C 2	Armstrong	2" x 4" Calla Ceiling Tiles	White	
Lobby , 244	WC 1	Construction Specialties	Acrovyn by Design	Concord	
300	WC 2	Carnegie	Xorel Bloom Emboss	34	
102, 103, 115, 116, 147, 148, 210, 211, 217, 218, 227, 228, 245, 302, 328, 329, 338, 352, 353, 359	T 1	Zaijian	Lava	Blue	
104, 107	WP 1	MDC Interior Solutions	Architectural Link Panels	Tan DMT1303	
104 , 201-206, 225	GL 1	3M Science Applied to Life	3M™ FASARA™ Glass Finishes Stripe SH2APCR	Arpa Crystal	
104-114, 117-146, 149-152, 214-216, 219-221, 223-226, 301, 303-327, 331-337, 350,351, 354-358	P 1	Sherwin-Williams	Paint	SW 7035 Aesthetic White	
200-209, 212, 213, 229-244, 246-254,339-349	P 2	Sherwin-Williams	Paint	SW 9582 White Sand	


FIRM:

Isis Ramsey Interiors

PROJECT NAME:

University of Michigan Health Services Center





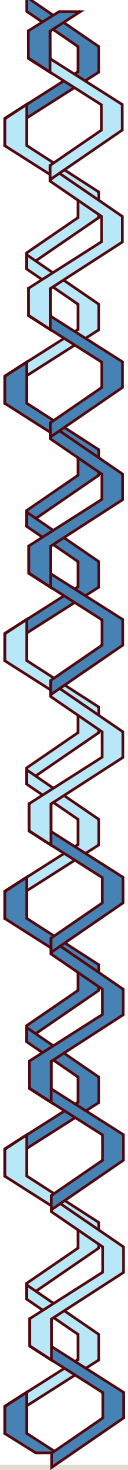
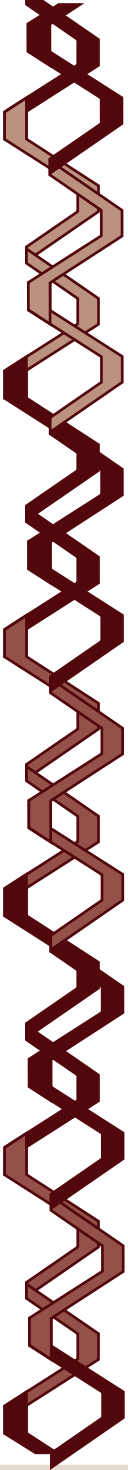
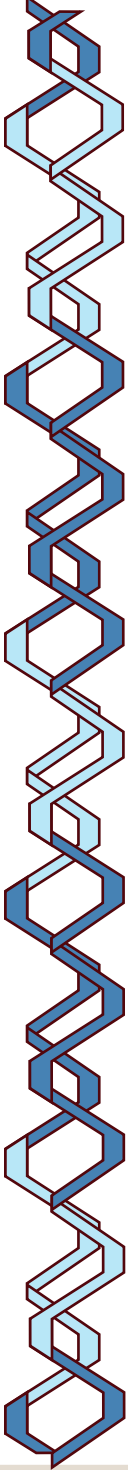
ROOM SCHEDULE

ROOM NO.	FLOOR FINISH	N WALL FINISH	E WALL FINISH	S WALL FINISH	W WALL FINISH	CEILING FINISH	NOTES
100, 101	VT 3	P 2	P 2	P 2	P 2	Drywall	
Lobby	CPT 1 & CPT 2	WC 1	WC 1	WC 1	WC 1	Drywall	
102, 103, 115, 116, 147, 148, 210, 211, 217, 218, 227, 228, 245, 302, 328, 329, 338, 352, 353, 359	VT 1	T 1	T1	T 1	T 1	Ceiling Tile	
104	VT 2	GL 1 & P 1	WP 1	P 1	P 1	Ceiling Tile	
105, 106, 108-114, 117-146, 149-152, 226	VT 2	P 1	P 1	P 1	P 1	Ceiling Tile	
107	VT 2	P 1	WP 1	P 1	WP 1	Ceiling Tile	
200-209	VT 4	P 2	P 2	P 2	P 2	Ceiling Tile	
214-216, 219-221, 223, 224	F 1	P 1	P 1	P 1	P 1	Ceiling Tile	
225	VT 2	P 1	GL 1	P 1	P 1	Ceiling Tile	
229-243	VT 2	P 2	P 2	P 2	P 2	Ceiling Tile	
244	F 4	WC 1	P 2	P 2	P2	Ceiling Tile	
246-254	F4	P2	P2	P2	P2	Ceiling Tile	
300	F 2 & F 3	WC 2	WC 2	WC 2	WC 2	Drywall	
301, 303-327, 331-337, 350,351, 354-358	VT 2	P 1	P 1	P 1	P 1	Ceiling Tile	
339-349	CPT 1 & CPT 2	P 2	P 2	P 2	P 2	Ceiling Tile	

FIRM:
Isis Ramsey Interiors

PROJECT NAME:
University of Michigan
Health Services Center

Interior Designs



FIRM:

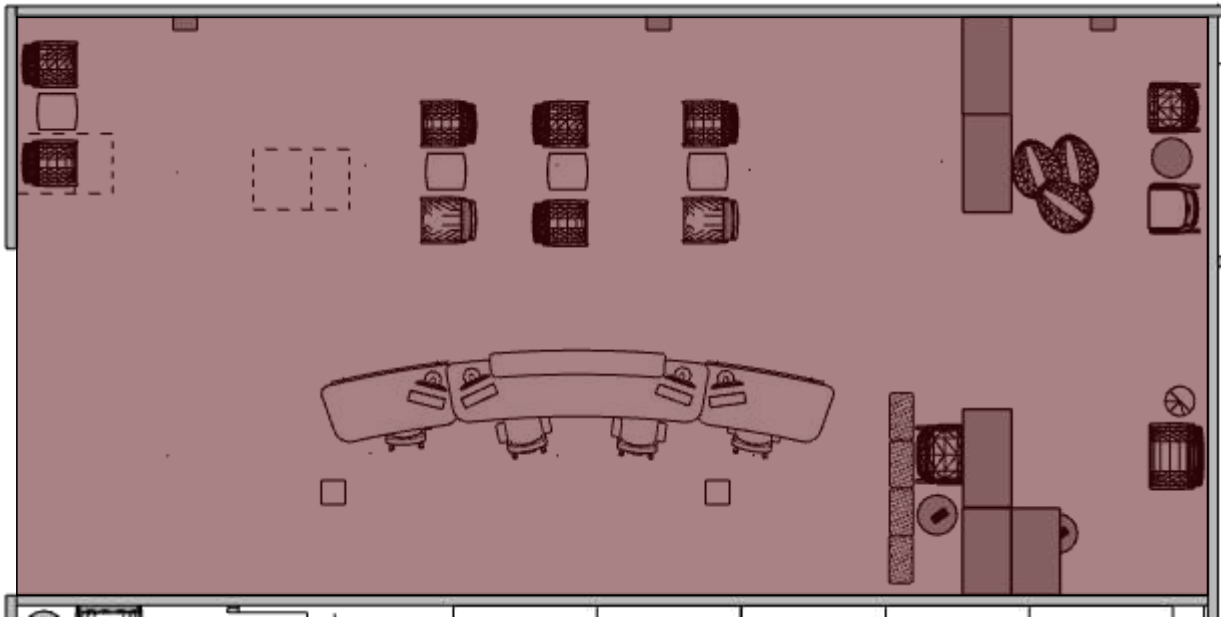
Isis Ramsey Interiors

PROJECT NAME:

University of Michigan
Health Services Center

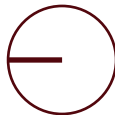
Interior Designs

LOACTIONS OF
RENDERINGS



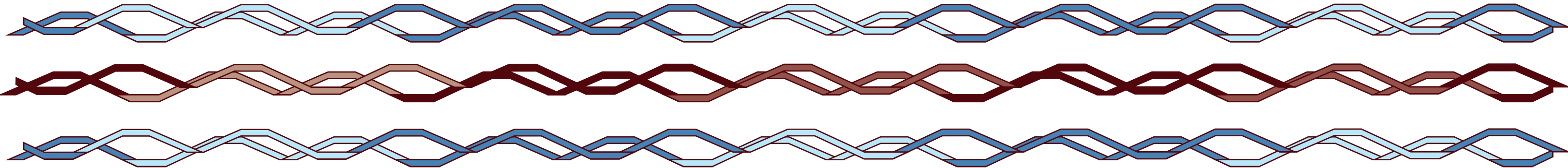
1
23

Floor 1 Quick Clinic Enlarged Plan
Scale: 1/8" = 1' - 0"



2
23

Floor 1 Quick Clinic & Medical Clinic Waiting/ Check In&Out Enlarged Plan
Scale: 1/8" = 1' - 0"



FIRM:

Isis Ramsey Interiors

PROJECT NAME:

University of Michigan
Health Services Center

IR

Interior Designs



1

38

Floor 1 Quick Clinic Exam Room
Not to Scale



2

38

Floor 1 Quick Clinic Staff Room
Not to Scale

FIRM:
Isis Ramsey Interiors

PROJECT NAME:
University of Michigan
Health Services Center





3
38

Floor 1 Quick Clinic & Medical Clinic Check In & Out
Not to Scale



4
38

Floor 1 Quick Clinic & Medical Clinic Waiting
Not to Scale

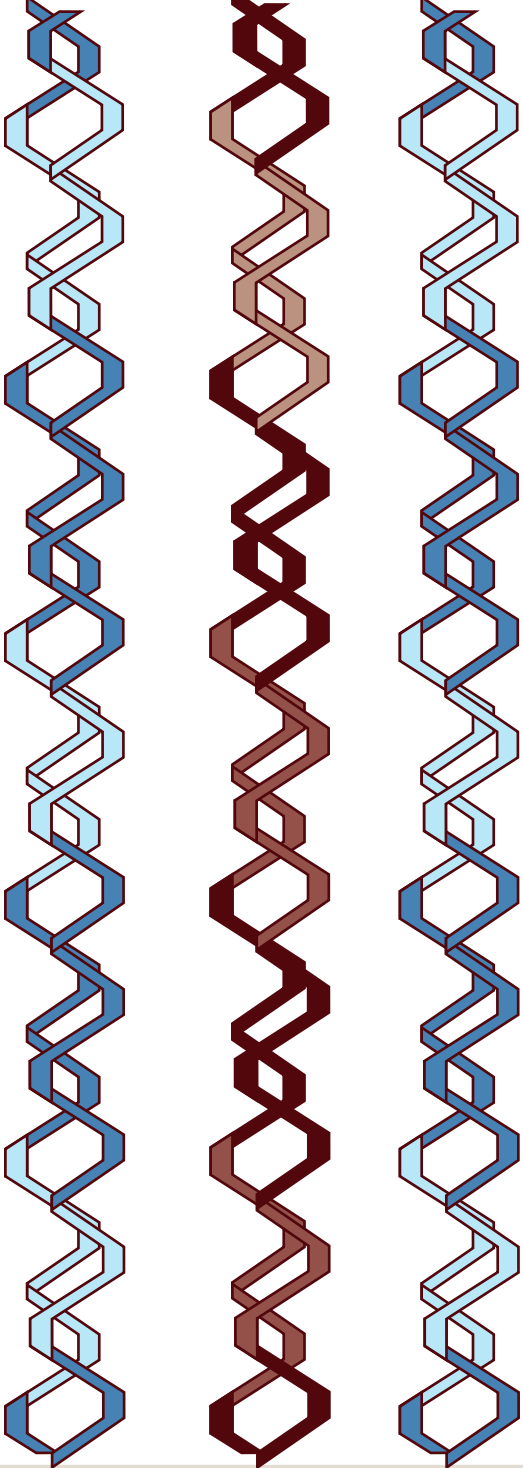
ENLARGED PLAN

LOACTIONS OF
RENDERINGS

FIRM:
Isis Ramsey Interiors

PROJECT NAME:
University of Michigan
Health Services Center

Interior Designs



3 Floor 1 Medical Clinic Enlarged Plan
23 Scale: 1/8" = 1' - 0"

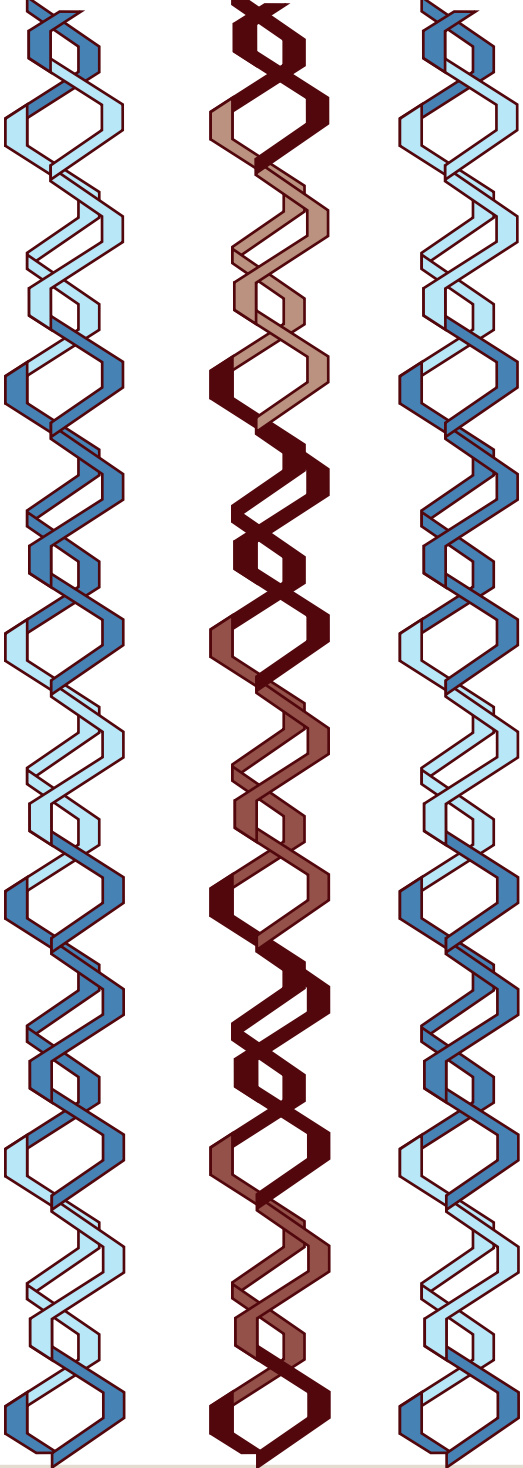
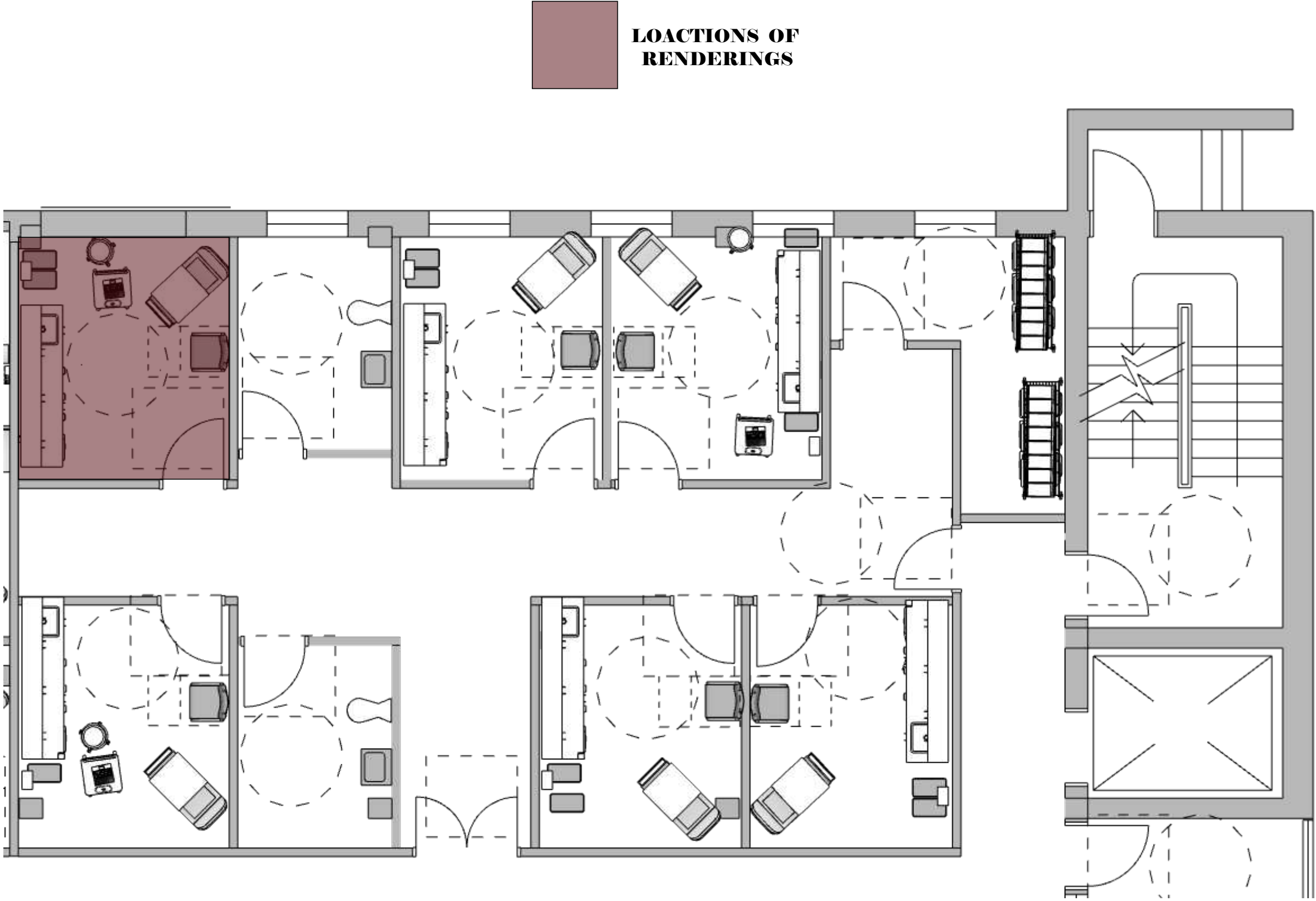
FIRM:

Isis Ramsey Interiors

PROJECT NAME:

University of Michigan
Health Services Center

Interior Designs



4

23

Floor 1 Treatment CenterEnlarged Plan

Scale: 3/16" = 1' - 0"

FIRM:
Isis Ramsey Interiors

PROJECT NAME:
University of Michigan
Health Services Center





5
38

Floor 1 Quick Clinic & Medical Clinic Nurses Station
Not to Scale



6
38

Floor 1 Treatment Center
Not to Scale

ENLARGED PLAN

FIRM:

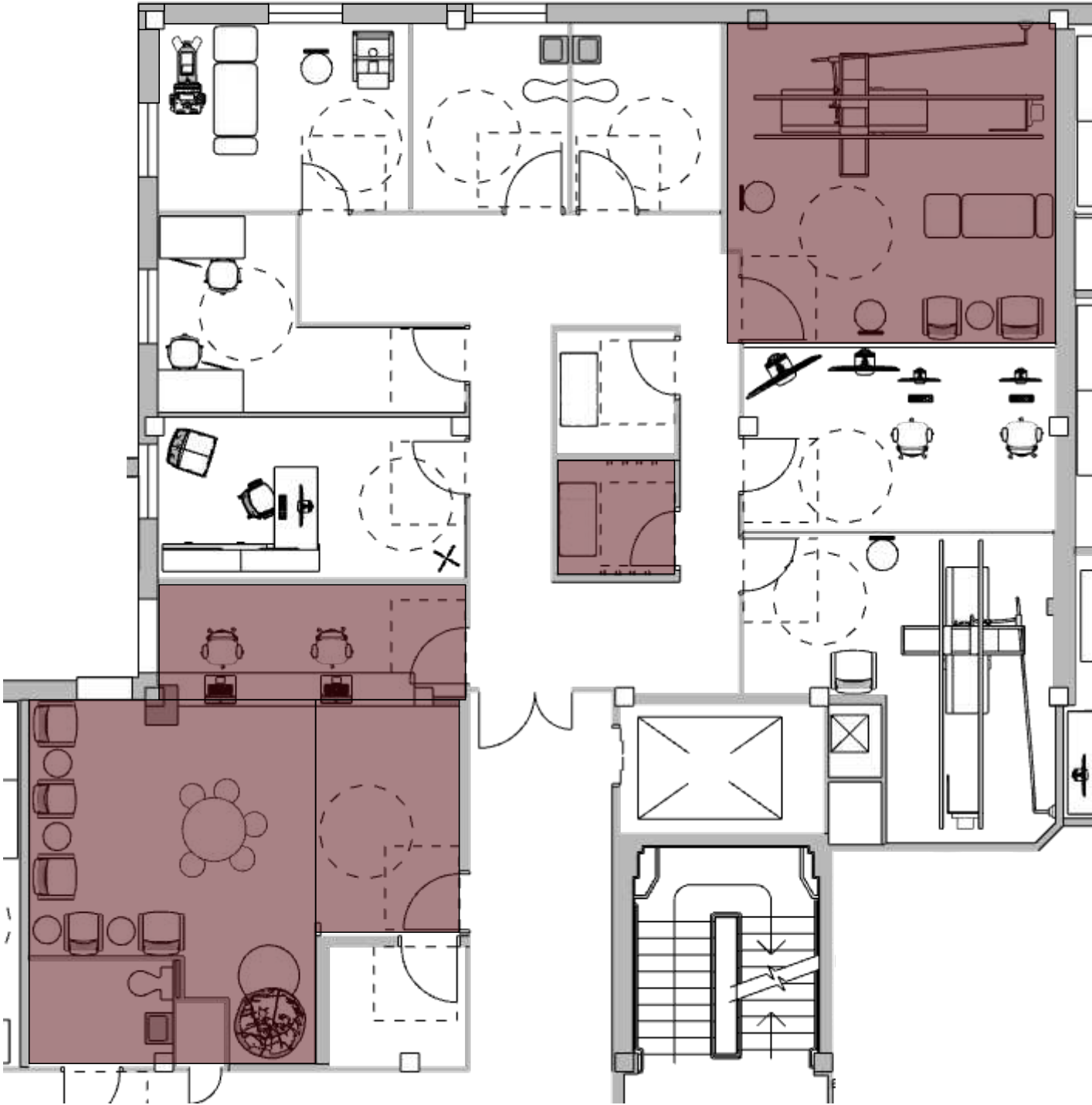
Isis Ramsey Interiors

PROJECT NAME:

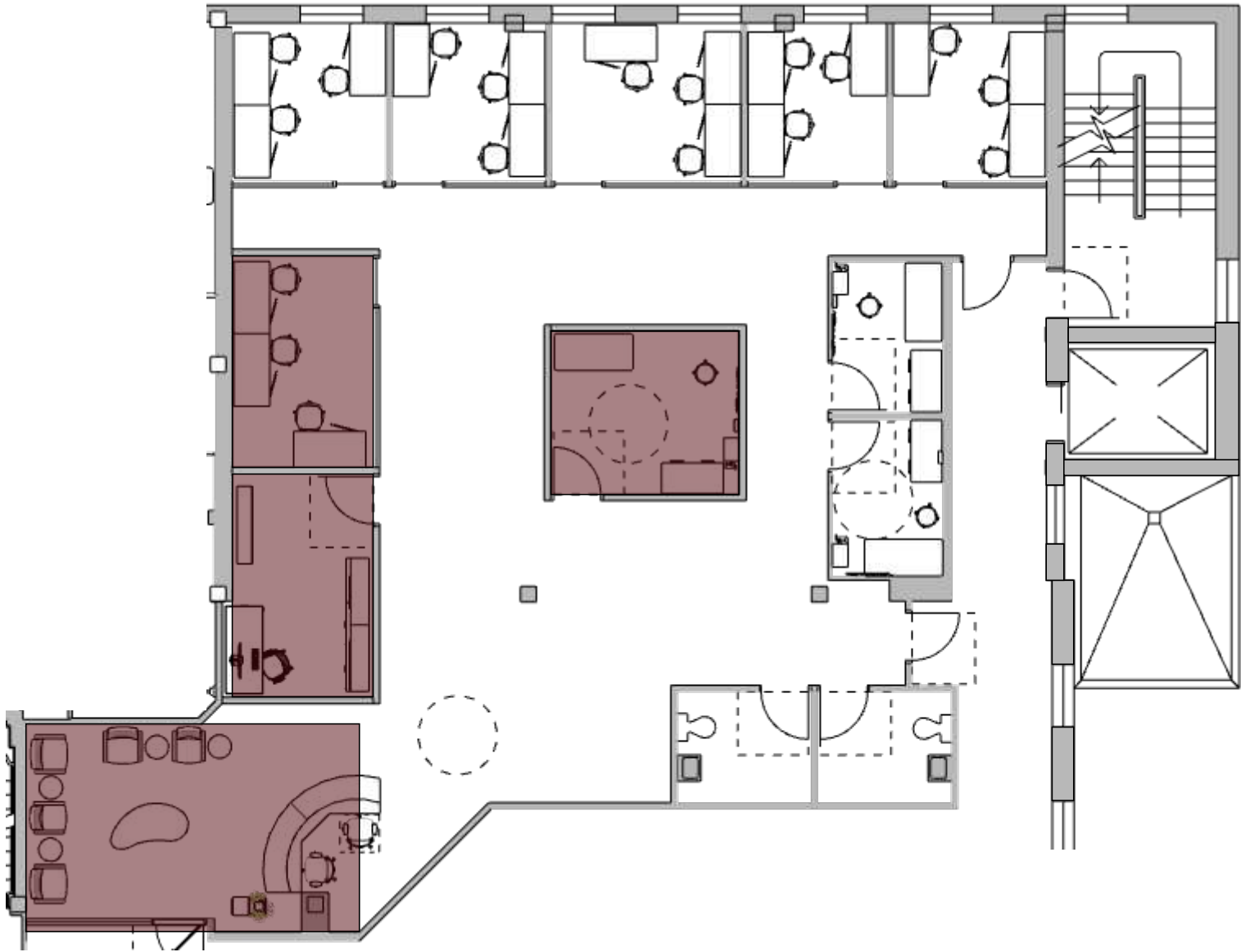
University of Michigan
Health Services Center

Interior Designs

LOACTIONS OF
RENDERINGS



1 Floor 2 Radiology Enlarged Plan
Scale: 1/8" = 1' - 0"



2 Floor 2 Lab Enlarged Plan
Scale: 1/8" = 1' - 0"


FIRM:

Isis Ramsey Interiors

PROJECT NAME:

University of Michigan
Health Services Center

Interior Designs



7
44

Floor 2 Radiology Waiting Room
Not to Scale



8
44

Floor 2 Radiology Check In & Out
Not to Scale

FIRM:

Isis Ramsey Interiors

PROJECT NAME:

University of Michigan
Health Services Center

Interior Designs



9

44

Floor 2 Radiology Dressing Room
Not to Scale



10

44

Floor 2 Radiology X-Ray Room
Not to Scale

FIRM:
Isis Ramsey Interiors

PROJECT NAME:
University of Michigan
Health Services Center





11
44

Floor 2 Lab Waiting Room
Not to Scale




12
44

Floor 2 Lab Blood Drawing Room
Not to Scale

FIRM:
Isis Ramsey Interiors

PROJECT NAME:
University of Michigan
Health Services Center

Interior Designs



13
44

Floor 2 Lab Tech Area
Not to Scale



14
44

Floor 2 Lab Admin Office
Not to Scale

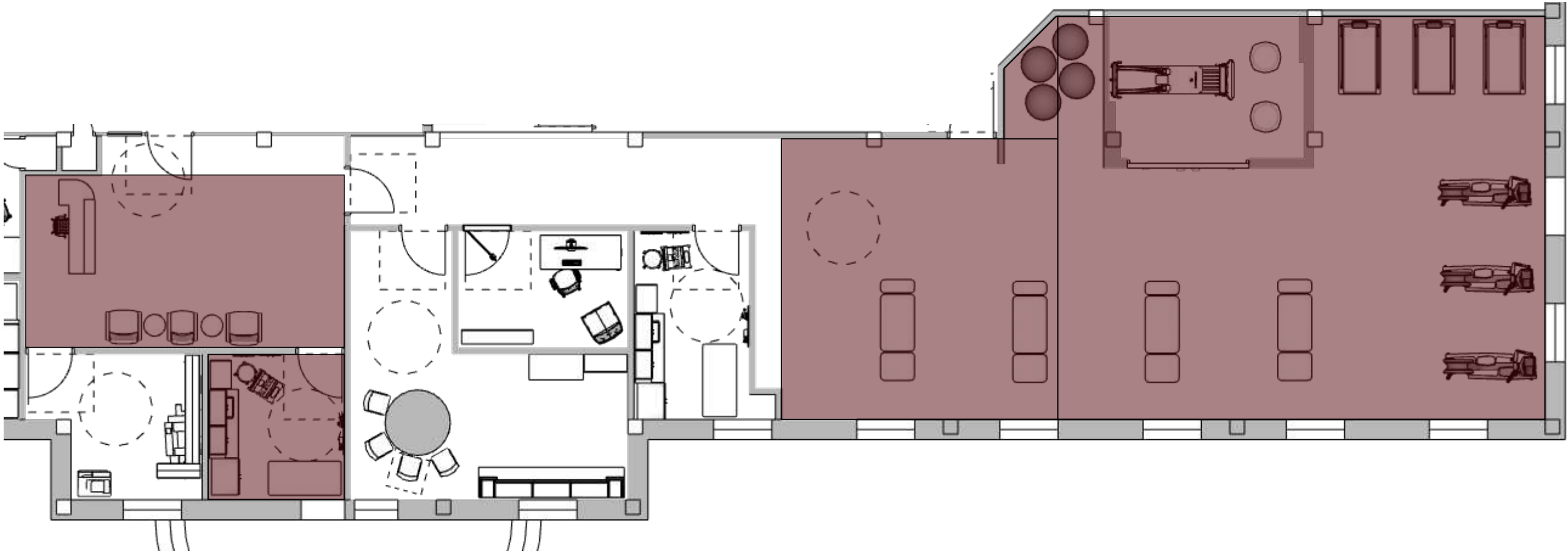
ENLARGED PLAN

LOACTIONS OF
RENDERINGS

FIRM:
Isis Ramsey Interiors

PROJECT NAME:
University of Michigan
Health Services Center

Interior Designs

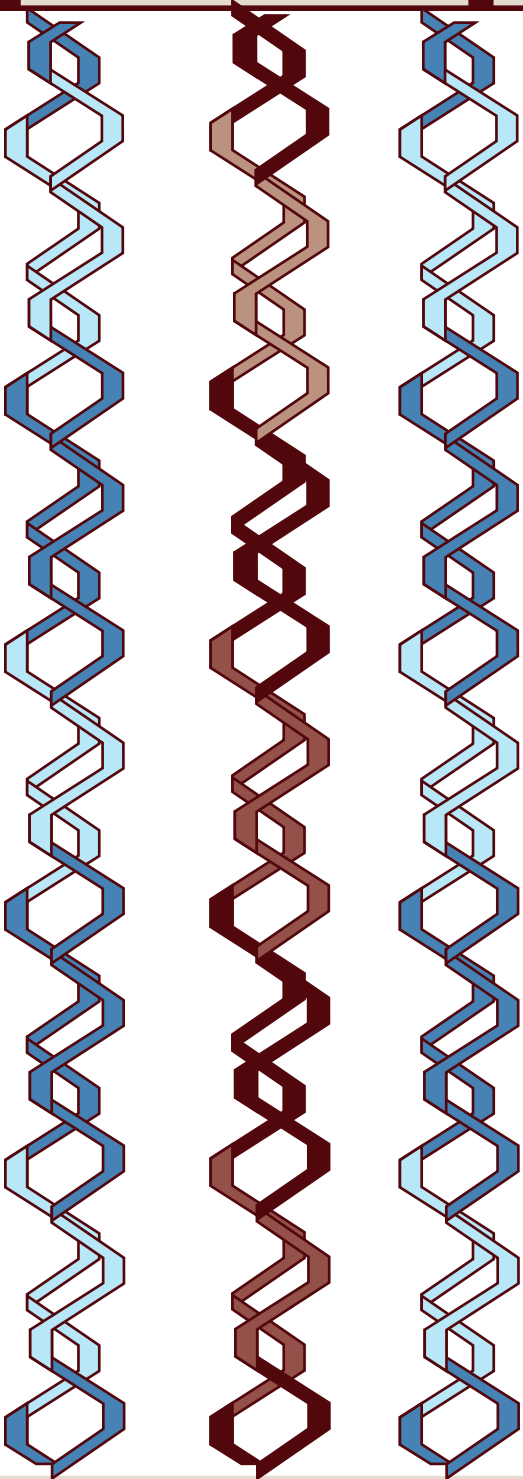


3

24

Floor 2 Physical Therapy Enlarged Plan

Scale: 1/8" = 1' - 0"



FIRM:


Isis Ramsey Interiors

PROJECT NAME:

University of Michigan
Health Services Center

IR

Interior Designs



15

Floor 2 Physical Therapy Check In & Out

49

Not to Scale



16

Floor 2 Physical Therapy Waiting Area

49

Not to Scale

FIRM:
Isis Ramsey Interiors

PROJECT NAME:
University of Michigan
Health Services Center





17
49

Floor 2 Physical Therapy Exam Room
Not to Scale



18
49

Floor 2 Physical Therapy Exercise Room
Not to Scale

FIRM:

Isis Ramsey Interiors

PROJECT NAME:

University of Michigan
Health Services Center

Interior Designs



19

52

Floor 3 Gynecology and Sexual Health and Dermatology Waiting Area
Not to Scale